


# Adventist Health Signage Standards

---

Family of Signs and Technical Specifications

29 May 2018  
V 7.0



# Table of Content

Logo and Safe Area	4-5	Wall Signs	33-39
Typography	6	Monuments	40-47
Arrows and Symbols	7	Pylons	48-53
Colors	8	Post and Panel	54-55
Signtype Notes	9-14	Notification Post Signs	56-59
Channel Letters	15-23	Door Vinyl	60-67
Dimensional Letters	24-29	Slot System	68-69
Emergency Letters	30	Material Specifications	70
Ambulance Letters	31		
Main Entrance Letters	32		

# Logo and Safe Area



## MINISTRIES

Priority #1: The most preferred format for the logo and should be used wherever possible.

MINISTRY REGULAR



Priority #2

MINISTRY HORIZONTAL



Note: Only use where spacing requires.

MINISTRY STACKED



Note: Only use where spacing requires.

MINISTRY SUPER HORIZONTAL



## GLOBAL

Priority #1: The most preferred format for the logo and should be used wherever possible.

GLOBAL REGULAR



GLOBAL STACKED



Note: Only use where spacing requires.

GLOBAL SUPER HORIZONTAL



# Typography

## Primary Typefaces

**Foundry Sterling  
Bold**


**1234567890**

**Foundry Sterling  
Demi**

**ABCDEFGHIJKLMNOPQRSTUVWXYZ  
abcdefghijklmnopqrstuvwxyz  
1234567890**

# Arrow and Symbols

Arrows



Symbols

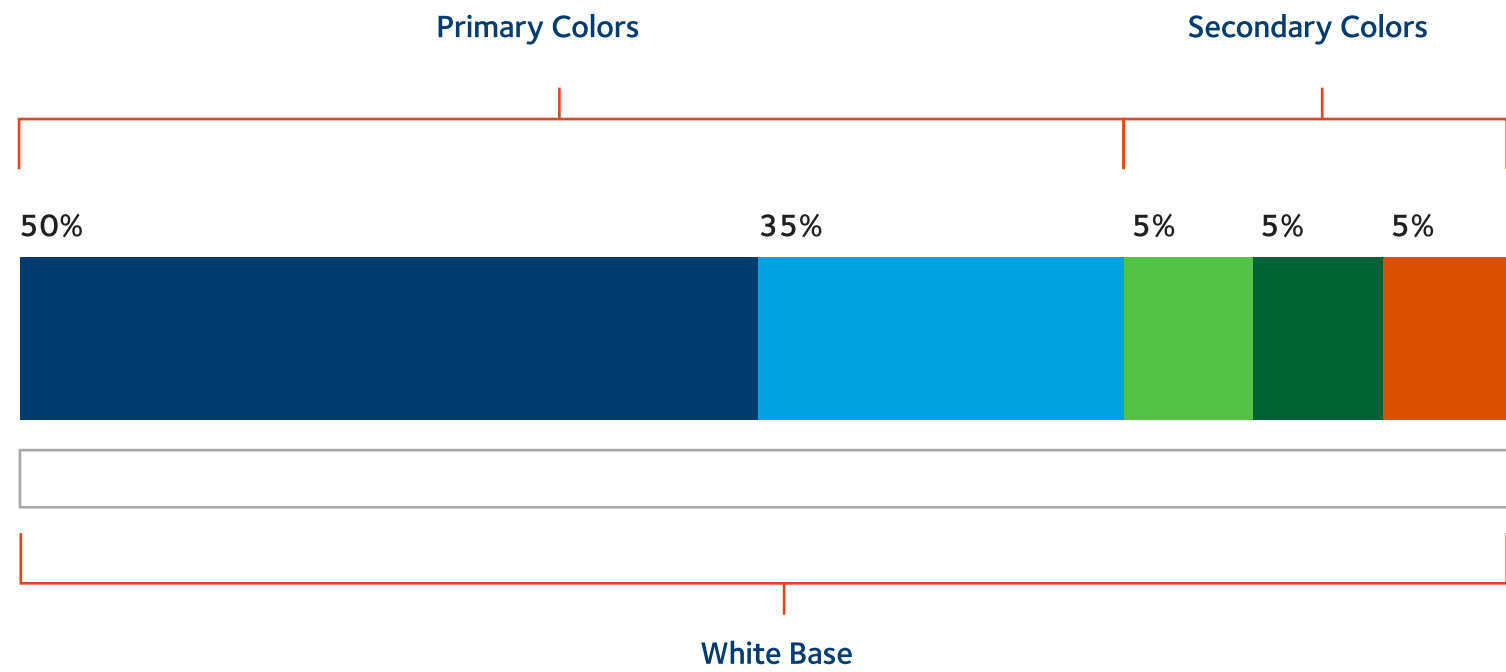
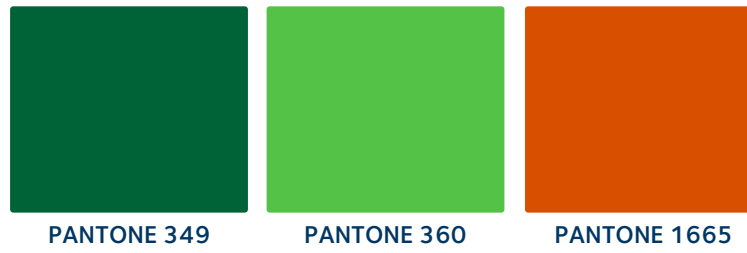


# Colors

### PRIMARY COLORS

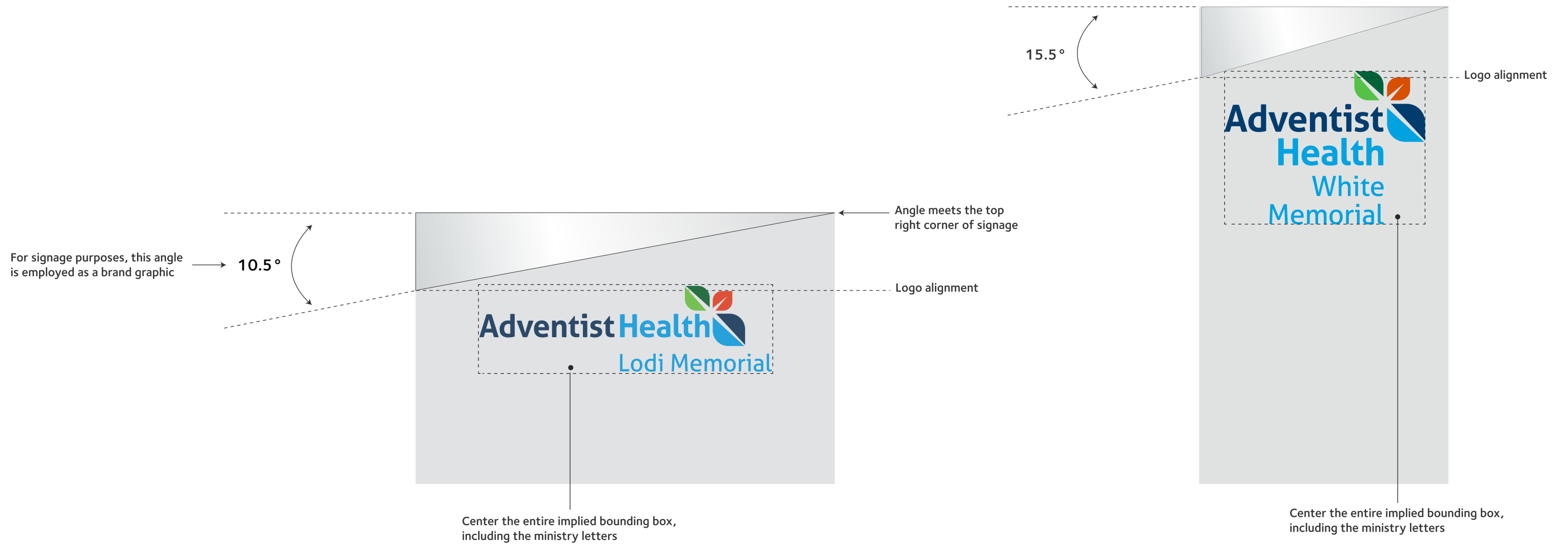


### SECONDARY COLORS

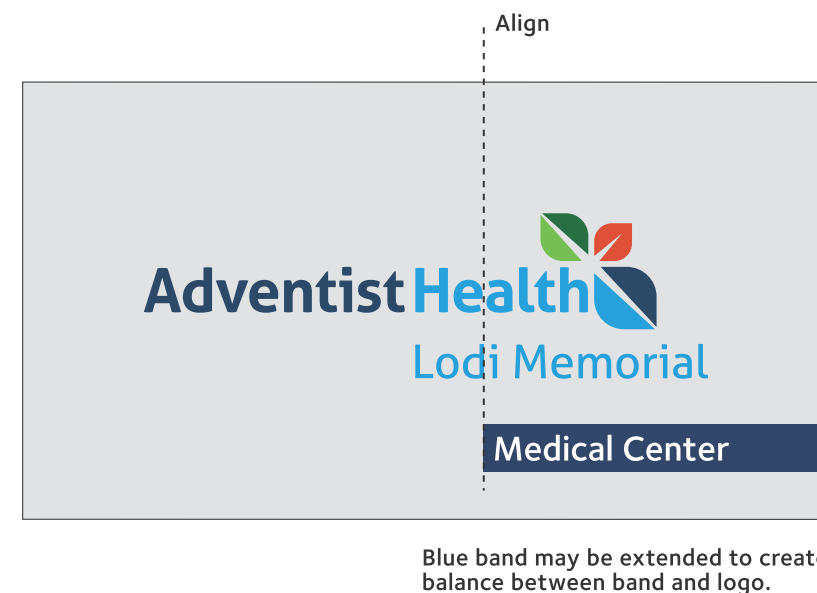




# Signage Angle and Lock-down Positioning for Standard & High End



# Blue Band Do's



# Blue Band Don'ts

Avoid ending type to the left of the mark



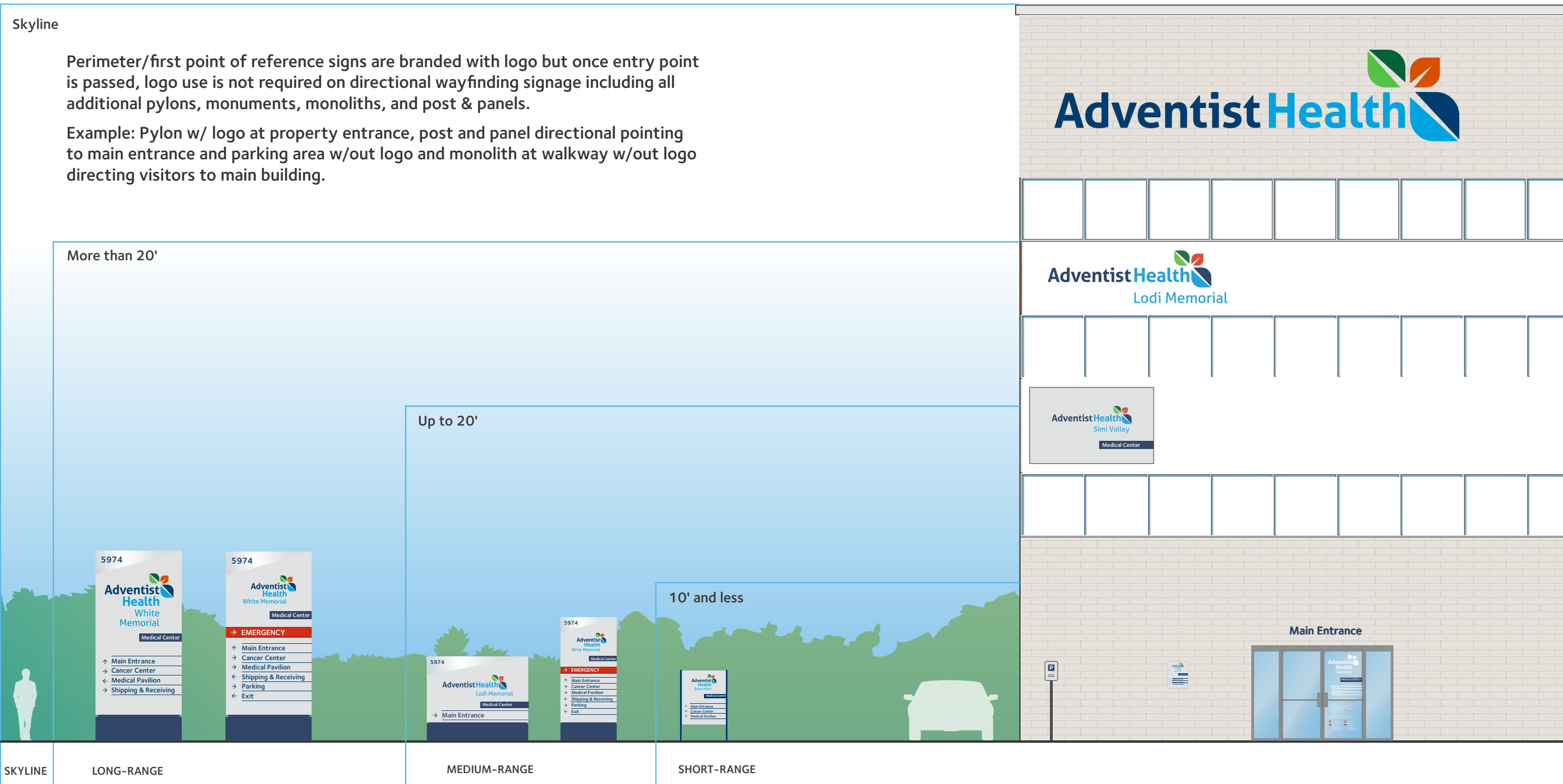
Do not stack type



# Urgent Care w/ White Band

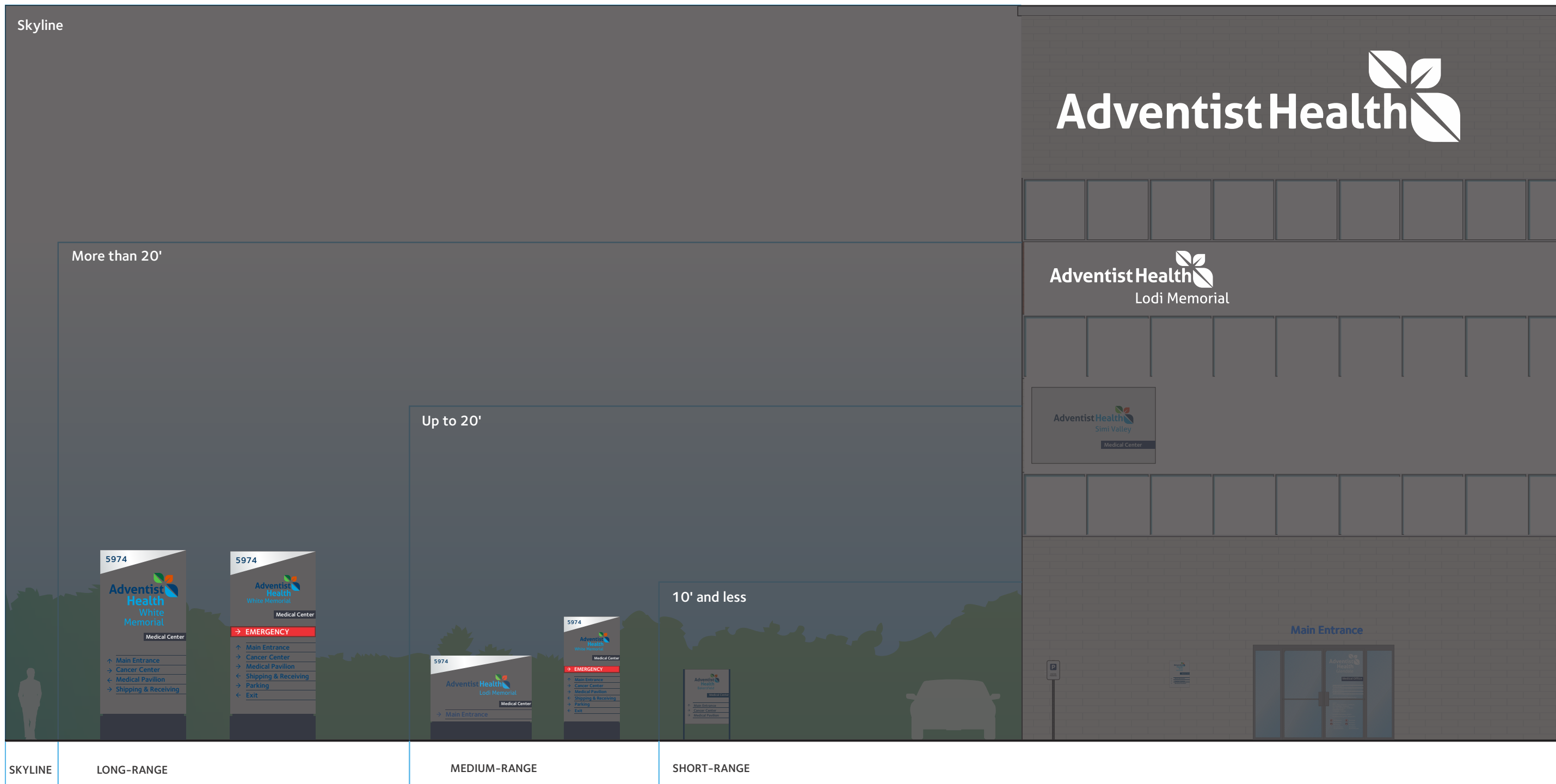


# Sign types at a Glance

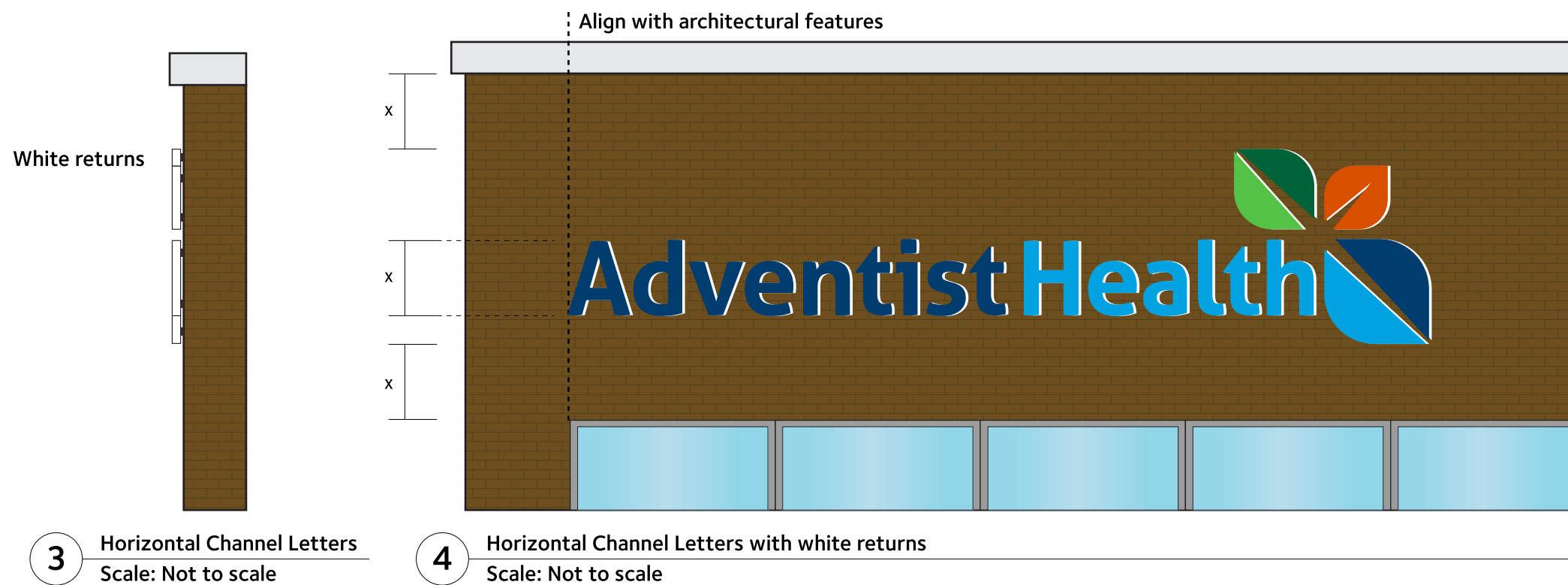
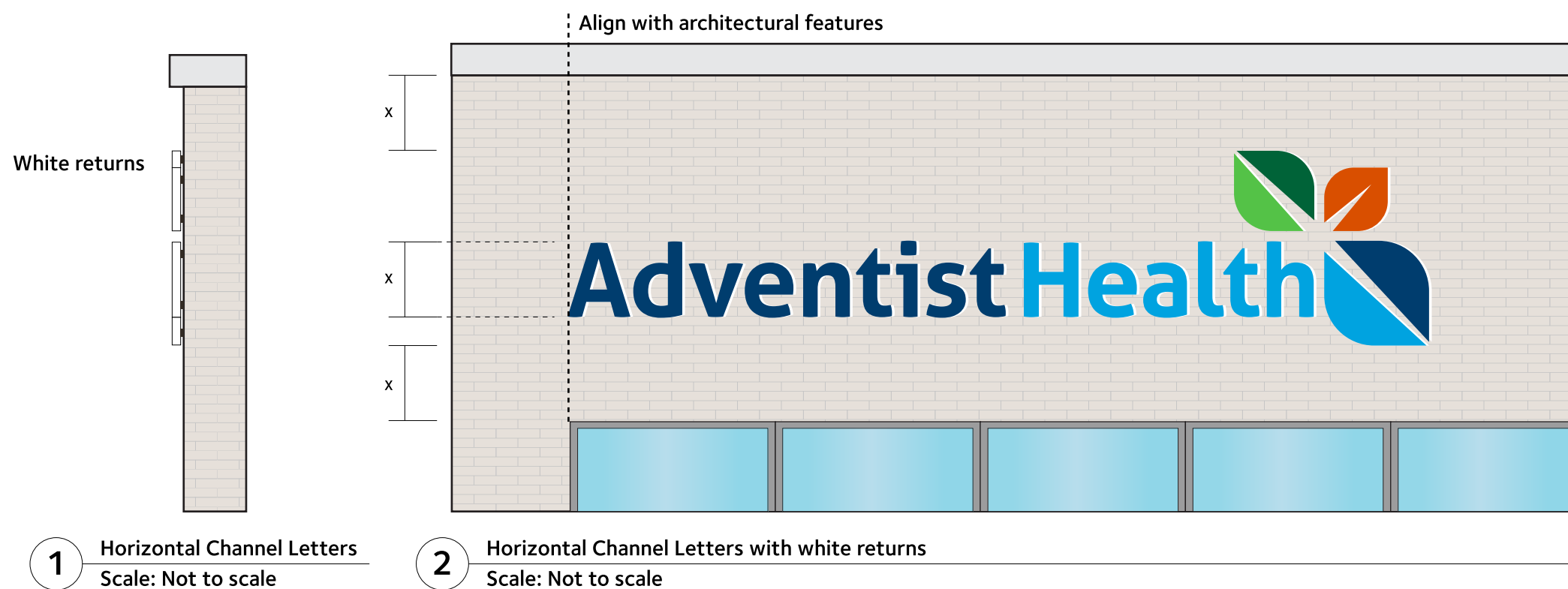


The illustration above is intended to provide an overview of typical signs used at hospital campuses and other facilities. A range of sign types are shown that could be selected for different purposes but they would not be used all in one setting (e.g. two large building letter signs on a single facade). The sign program scales from large and highly visible signs that create brand awareness and help guide visitors from a distance, through a range of smaller signs that provide direction and notification. Although these signs are in different formats, they have been designed to work as a coherent system and create a sense of consistency and professionalism (e.g. through color, font, layout and materials).

# Sign types at a Glance / Night View



# Channel Letters Overview



## Channel Letters w/ white returns






## Channel Letters w/ white returns



# Channel Letters - Global



1

Channel Letters with white returns  
Scale: Not To Scale




### Naming

- AH = Client
- CLGR = "Channel Letter, Global Regular"
- Number = Sign height in inches
- C = Color Channel Letter
- W = White Channel Letter (Change when specifying to vendor)

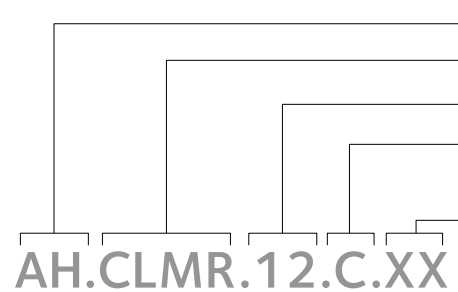
Letterset	A	B	C	D	E	F
CL.01 = AH.CLGR.12.C	1'-0"	2'-3 3/4"	2'-7 1/4"	9'-11 5/8"	11'-6 1/8"	2'-7 1/2"
CL.02 = AH.CLGR.18.C	1'-6"	3'-4 1/2"	3'-11 3/8"	15'-1 3/4"	17'-5 3/4"	3'-11 3/8"
CL.03 = AH.CLGR.24.C	2'-0"	4'-6 1/8"	5'-3 3/8"	20'-2 3/4"	23'-4 3/8"	5'-3"
CL.04 = AH.CLGR.36.C	3'-0"	6'-9 1/8"	7'-11 3/8"	30'-5 1/8"	35'-1 1/2"	7'-11 3/8"

# Channel Letters - Ministry

This is the preferred format for the logo and should be used in building letters where feasible



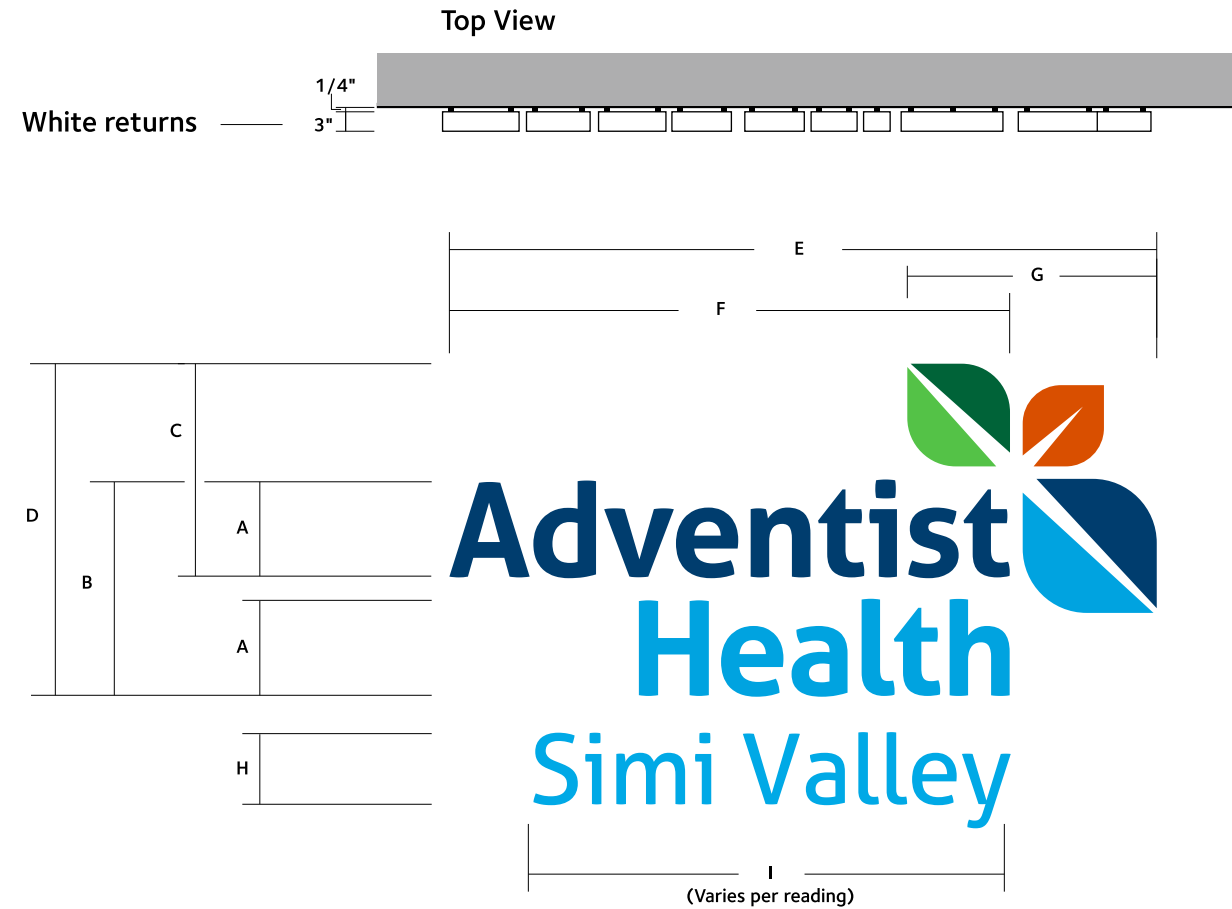
### Naming



- AH = Client
- CLMR = "Channel Letter, Ministry Regular"
- Number = Sign height in inches
- C = Color Channel Letter
- W = White Channel Letter (Change when specifying to vendor)
- XX = Ministry short hand name

Letterset	A	B	C	D	E	F	G	H
CL.11 = AH.CLMR.12.C.XX	1'-0"	2'-3 3/4"	2'-7 1/4"	9'-11 5/8"	11'-6 1/8"	2'-7 1/2"	Varies	Varies
CL.12 = AH.CLMR.18.C.XX	1'-6"	3'-4 1/2"	3'-11 3/8"	15'-1 3/4"	17'-5 3/4"	3'-11 3/8"	Varies	Varies
CL.13 = AH.CLMR.24.C.XX	2'-0"	4'-6 1/8"	5'-3 3/8"	20'-2 3/4"	23'-4 3/8"	5'-3"	Varies	Varies
CL.14 = AH.CLMR.36.C.XX	3'-0"	6'-9 1/8"	7'-11 3/8"	30'-5 1/8"	35'-1 1/2"	7'-11 3/8"	Varies	Varies

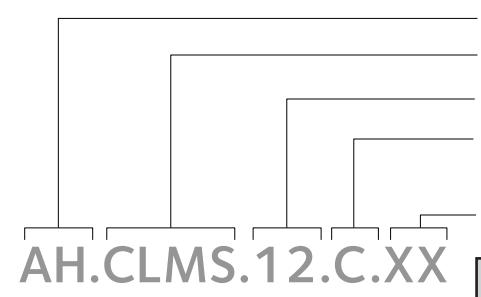
# Channel Letters - Stacked



1

Channel Letters with white returns  
Scale: Not To Scale


### Naming



- AH = Client
- CLMS = "Channel Letter, Ministry Stacked"
- Number = Sign height in inches
- C = Color Channel Letter
- W = White Channel Letter (Change when specifying to vendor)
- XX = Ministry short hand name

Letterset	A	B	C	D	E	F	G	H	I
CL.21 = AH.CLMS.12.C.XX	1'-0"	2'-27/8"	2'-3"	3'-61/8"	7'-5 1/8"	5'-10 5/8"	2'-7 1/2"	Varies	Varies
CL.22 = AH.CLMS.18.C.XX	1'-6"	3'-4 1/2"	3'-43/8"	5'-3"	11'-2 1/2"	8'-10 1/2"	3'-11 1/2"	Varies	Varies
CL.23 = AH.CLMS.24.C.XX	2'-0"	4'-6"	4'-6"	7'-0 1/8"	14'-11 1/2"	11'-10 1/8"	5'-33/8"	Varies	Varies
CL.24 = AH.CLMS.36.C.XX	3'-0"	6'-9 1/4"	6'-9 7/8"	10'-7"	22'-7 1/4"	17'-10 5/8"	7'-11 5/8"	Varies	Varies

# Channel Letters - Alternate Stacked



1

Channel Letters with white returns

Scale: Not To Scale

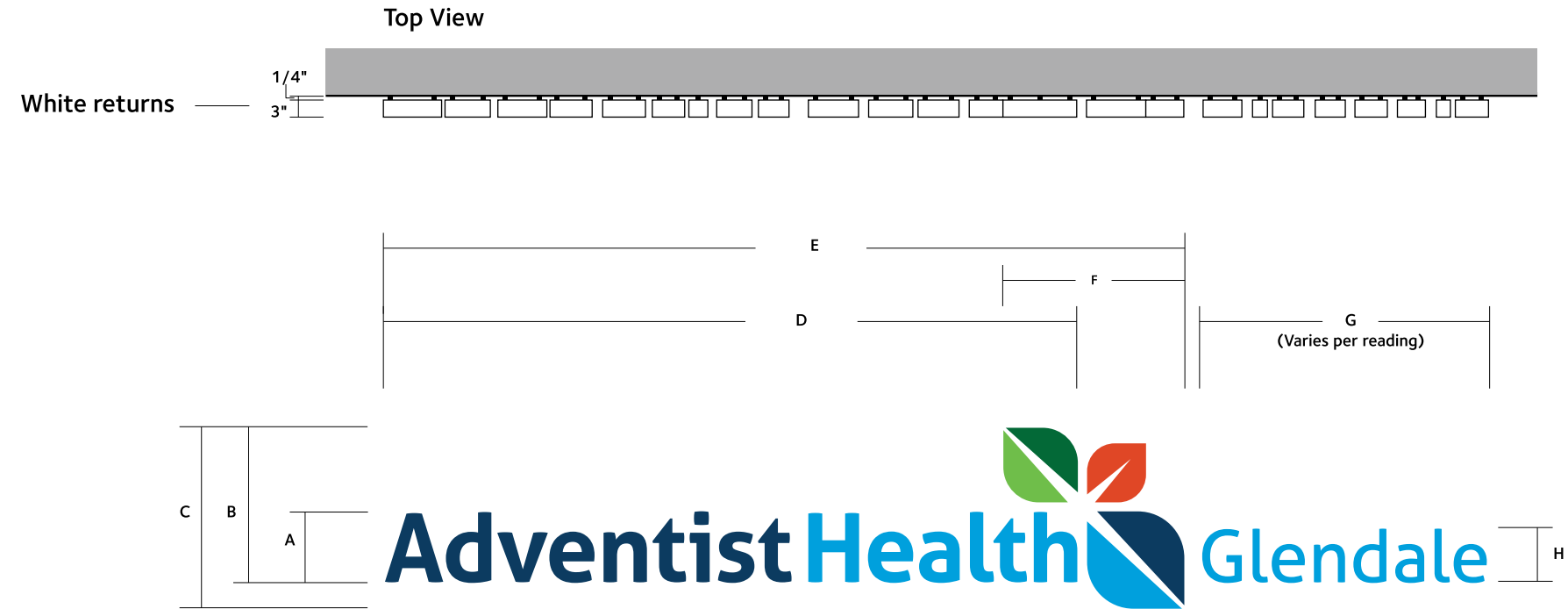
**Naming**

- AH = Client
- CLMS = "Channel Letter, Ministry Stacked"
- Number = Sign height in inches
- C = Color Channel Letter
- W = White Channel Letter (Change when specifying to vendor)
- XX = Ministry short hand name

AH.CLMS.12.C.XX

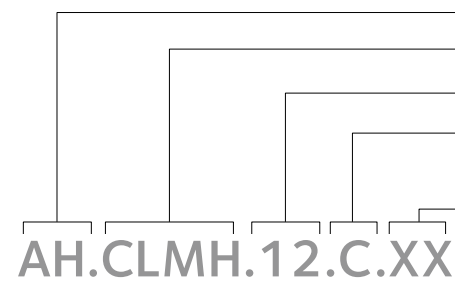
Letterset	A	B	C	D	E	F	G	H	I
AH.CLAS.12.C.XX	1'-0"	2'-27/8"	2'-3"	3'-61/8"	7'-5 1/8"	5'-10 5/8"	2'-7 1/2"	Varies	Varies
AH.CLAS.18.C.XX	1'-6"	3'-4 1/2"	3'-43/8"	5'-3"	11'-2 1/2"	8'-10 1/2"	3'-11 1/2"	Varies	Varies
AH.CLAS.24.C.XX	2'-0"	4'-6"	4'-6"	7'-0 1/8"	14'-11 1/2"	11'-10 1/8"	5'-33/8"	Varies	Varies
AH.CLAS.36.C.XX	3'-0"	6'-9 1/4"	6'-9 7/8"	10'-7"	22'-7 1/4"	17'-10 5/8"	7'-11 5/8"	Varies	Varies

# Channel Letters - Horizontal



1

Channel Letters with white returns  
Scale: Not to scale



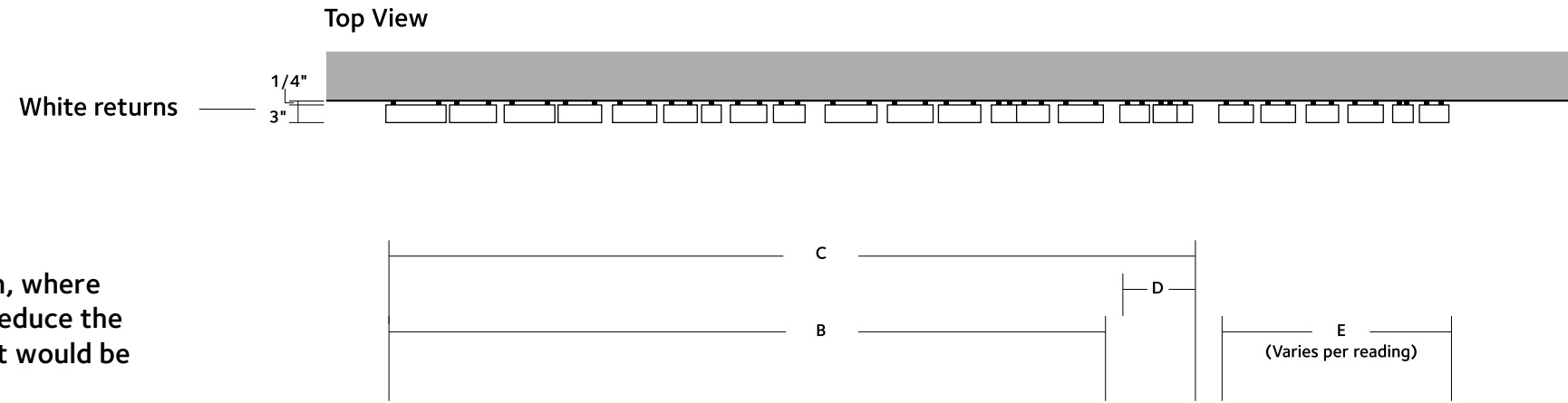
### Naming

- AH = Client
- CLMH = "Channel Letter, Ministry Horizontal"
- Number = Sign height in inches
- C = Color Channel Letter
- W = White Channel Letter (Change when specifying to vendor)
- XX = Ministry short hand name

Letterset	A	B	C	D	E	F	G	H
CL.31 = AH.CLMH.12.C.XX	1'-0"	2'-3 3/4"	2'-7 1/4"	9'-11 5/8"	11'-6 1/8"	2'-7 1/2"	Varies	Varies
CL.32 = AH.CLMH.18.C.XX	1'-6"	3'-4 1/2"	3'-11 3/8"	15'-1 3/4"	17'-5 3/4"	3'-11 3/8"	Varies	Varies
CL.33 = AH.CLMH.24.C.XX	2'-0"	4'-6 1/8"	5'-3 3/8"	20'-2 3/4"	23'-4 3/8"	5'-3"	Varies	Varies
CL.34 = AH.CLMH.36.C.XX	3'-0"	6'-9 1/8"	7'-11 3/8"	30'-5 1/8"	35'-1 1/2"	7'-11 3/8"	Varies	Varies

# Channel Letters - Super Horizontal

This super horizontal logo is for use only as an exception, where restricted by building architecture what would greatly reduce the visibility and size of the text, particularly where the text would be much smaller than existing signage.



1

Channel Letters with white returns  
Scale: Not to scale

**Naming**

- AH = Client
- CLMSH = "Channel Letter, Ministry Super Horizontal"
- Number = Sign height in inches
- C = Color Channel Letter
- W = White Channel Letter (Change when specifying to vendor)
- XX = Ministry short hand name

AH.CLMSH.12.C.XX

Letterset	A	B	C	D	E	F
CL.41 = AH.CLMSH.12.C.XX	1'-0"	9'-11 5/8"	11'-2 1/4"	1'-0 1/8"	Varies	Varies
CL.42 = AH.CLMSH.18.C.XX	1'-6"	15'-1 3/4"	16'-11 1/2"	1'-6 5/8"	Varies	Varies
CL.43 = AH.CLMSH.24.C.XX	2'-0"	19'-11 3/4"	22'-5 5/8"	2'-0 1/4"	Varies	Varies
CL.44 = AH.CLMSH.36.C.XX	3'-0"	29'-9 1/4"	33'-5 3/4"	3'-0 1/4"	Varies	Varies

# Dimensional Letters - Global



1

Dimensional Letters  
Scale: Not To Scale



← Optional white dimensional letters for dark background

### Naming

- AH = Client
- DLGER = "Dimensional Letter, Global Regular"
- Number = Sign height in inches
- C = Color Dimensional Letter

AH.DLGR.12.C

Letterset	A	B	C	D	E	F
DL.01 = AH.DLGR.06.C	6"	1'-1 1/2"	1'-3 3/4"	5'-0 1/2"	5'-9 5/8"	1'-3 5/8"
DL.02 = AH.DLGR.12.C	1'-0"	2'-3 3/4"	2'-7 1/4"	9'-11 5/8"	11'-6 1/8"	2'-7 1/2"
DL.03 = AH.DLGR.18.C	1'-6"	3'-4 1/2"	3'-11 3/8"	15'-1 3/4"	17'-5 3/4"	3'-11 3/8"



# Dimensional Letters - Ministry



1

Dimensional Letters  
Scale: Not To Scale



← Optional white dimensional letters for dark background

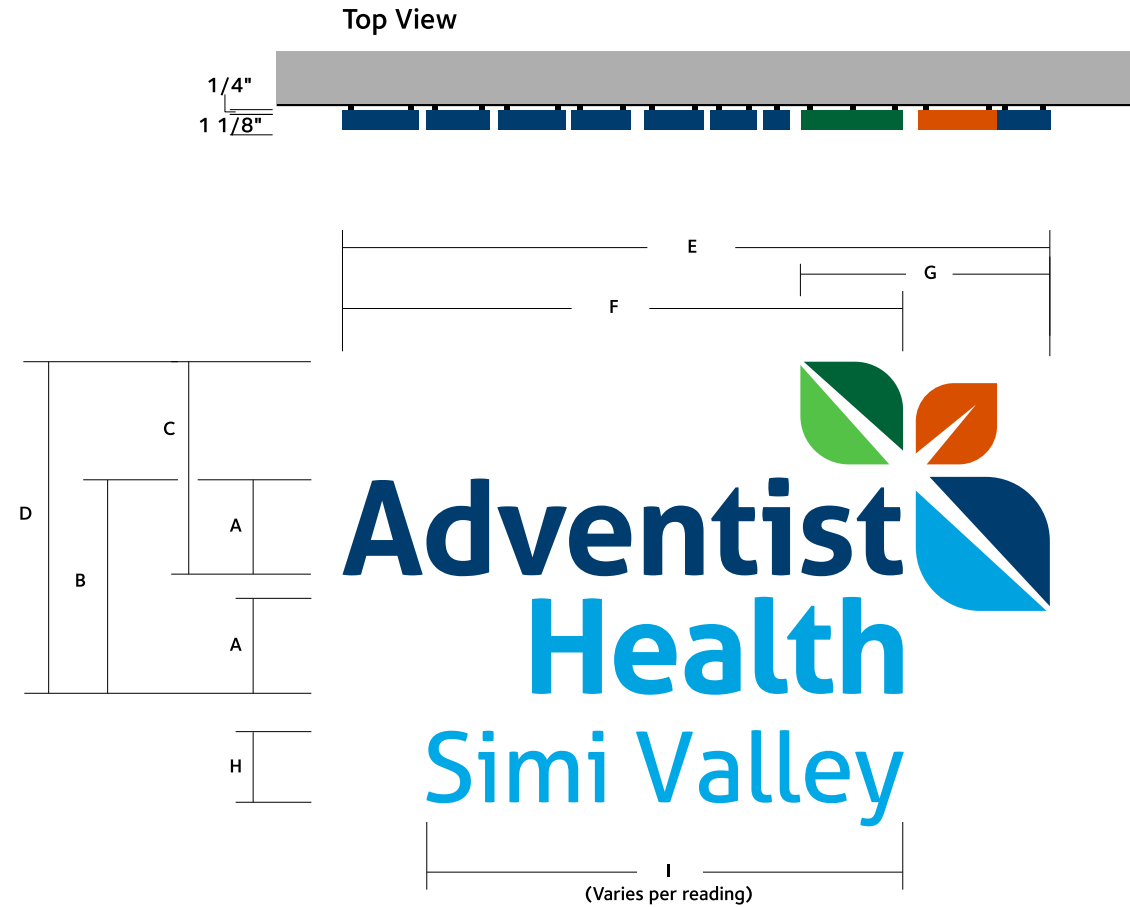
### Naming

- AH = Client
- DLGER = "Dimensional Letter, Global Regular"
- Number = Sign height in inches
- C = Color Dimensional Letter



Letterset	A	B	C	D	E	F
DL.01 = AH.DLGR.06.C	6"	1'-1 1/2"	1'-3 3/4"	5'-0 1/2"	5'-9 5/8"	1'-3 5/8"
DL.02 = AH.DLGR.12.C	1'-0"	2'-3 3/4"	2'-7 1/4"	9'-11 5/8"	11'-6 1/8"	2'-7 1/2"
DL.03 = AH.DLGR.18.C	1'-6"	3'-4 1/2"	3'-11 3/8"	15'-1 3/4"	17'-5 3/4"	3'-11 3/8"

# Dimensional Letters - Stacked



1

Dimensional Letters  
Scale: Not To Scale

### Naming

- AH = Client
- DLMS = "Dimensional Letter, Ministry Stacked"
- Number = Sign height in inches
- C = Color Dimensional Letter
- XX = Ministry short hand name



Letterset	A	B	C	D	E	F	G	H	I
DL.21 = AH.DLMS.06.C.XX	6"	1'- 1 3/8"	1'- 1 3/8"	1'-8 3/4"	3'- 8 1/4"	2'-11 1/8"	1'- 3 5/8"	Varies	Varies
DL.22 = AH.DLMS.12.C.XX	1'-0"	2'-2 7/8"	2'-3"	3'-6 1/8"	7'-5 1/8"	5'-10 5/8"	2'-7 1/2"	Varies	Varies
DL.23 = AH.DLMS.18.C.XX	1'-6"	3'-4 1/2"	3'-4 3/8"	5'-3"	11'-2 1/2"	8'-10 1/2"	3'-11 1/2"	Varies	Varies

# Dimensional Letters - Alternative Stacked



1

## Dimensional Letters

Scale: Not To Scale

### Naming

- AH = Client
- DLMS = "Dimensional Letter, Ministry Stacked"
- Number = Sign height in inches
- C = Color Dimensional Letter
- XX = Ministry short hand name



Letterset	A	B	C	D	E	F	G	H	I
AH.DLAS.6.C.XX	6"	1'- 1 3/8"	1'- 1 3/8"	1'-8 3/4"	3'- 8 1/4"	2'-11 1/8"	1'- 3 5/8"	Varies	Varies
AH.DLAS.12.C.XX	1'-0"	2'-2 7/8"	2'-3"	3'-6 1/8"	7'-5 1/8"	5'-10 5/8"	2'-7 1/2"	Varies	Varies
AH.DLAS.18.C.XX	1'-6"	3'-4 1/2"	3'-4 3/8"	5'-3"	11'-2 1/2"	8'-10 1/2"	3'-11 1/2"	Varies	Varies

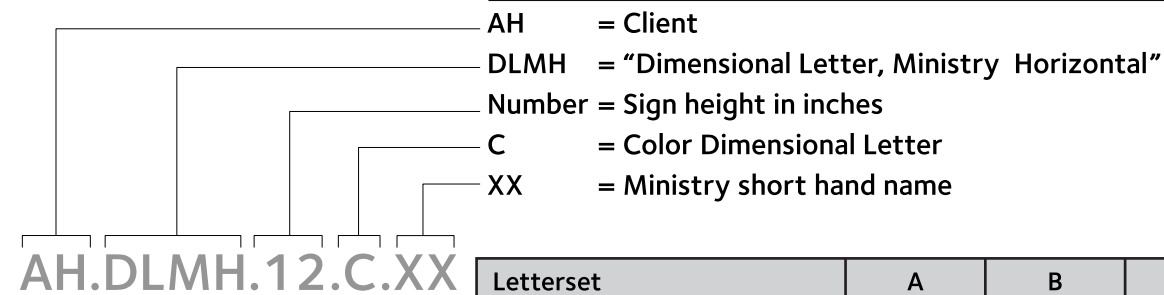
# Dimensional Letters - Horizontal



1

Dimensional Letters  
Scale: Not To Scale

### Naming



- AH = Client
- DLMH = "Dimensional Letter, Ministry Horizontal"
- Number = Sign height in inches
- C = Color Dimensional Letter
- XX = Ministry short hand name

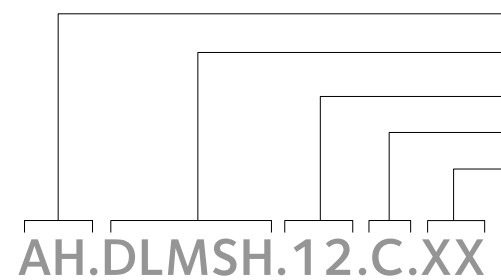
Letterset	A	B	C	D	E	F	G	H
DL.31 = AH.DLMH.06.C.XX	6"	1'-1 1/2"	1'-3 3/4"	5'-0 1/2"	5'-9 5/8"	1'-3 5/8"	Varies	Varies
DL.32 = AH.DLMH.12.C.XX	1'-0"	2'-3 3/4"	2'-7 1/4"	9'-11 5/8"	11'-6 1/8"	2'-7 1/2"	Varies	Varies
DL.33 = AH.DLMH.18.C.XX	1'-6"	3'-4 1/2"	3'-11 3/8"	15'-1 3/4"	17'-5 3/4"	3'-11 3/8"	Varies	Varies

# Dimensional Letters - Super Horizontal



1

Dimensional Letters  
Scale: Not To Scale



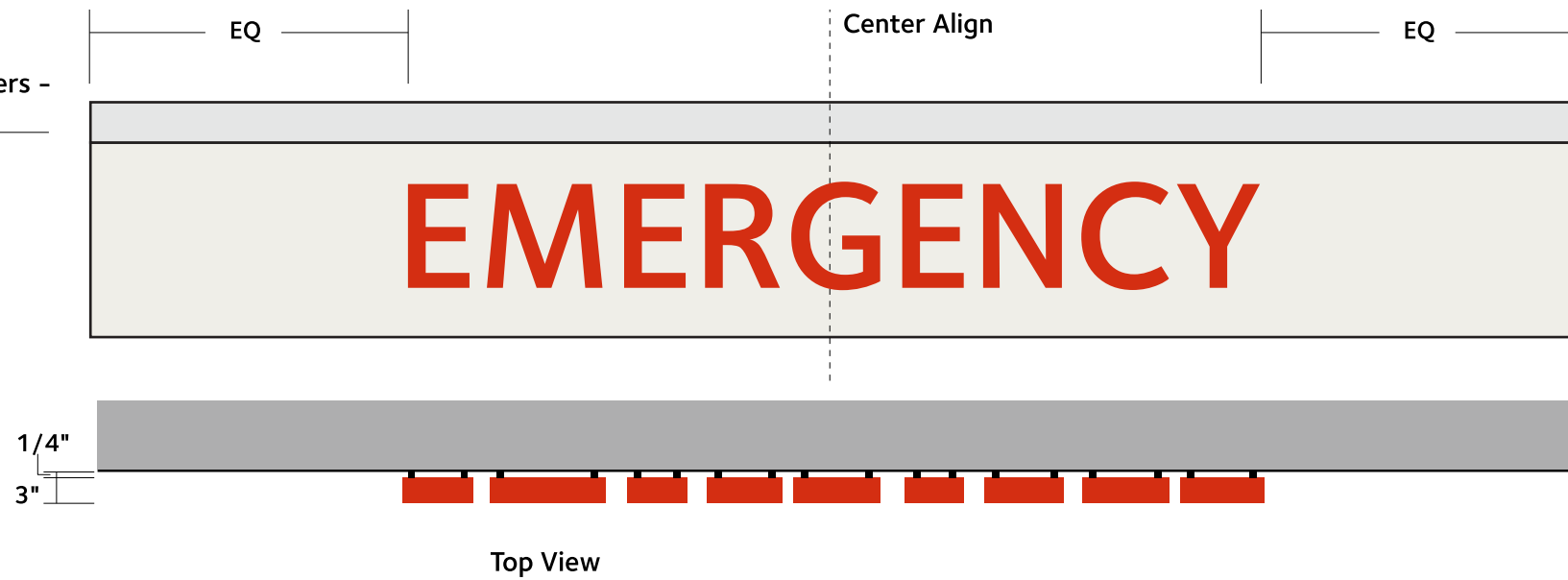
**Naming**

- AH = Client
- DLMSH = "Dimensional Letter, Ministry Super Horizontal"
- Number = Sign height in inches
- C = Color Dimensional Letter
- XX = Ministry short hand name

Letterset	A	B	C	D	E	F
DL.41 = AH.DLMSH.06.C.XX	6"	5'-03/8"	5'-77/8"	6'-1/8"	Varies	Varies
DL.42 = AH.DLMSH.12.C.XX	1'-0"	10'-03/4"	11'-33/4"	1'-01/4"	Varies	Varies
DL.43 = AH.DLMSH.18.C.XX	1'-6"	15'-07/8"	16'-11 3/8"	1'-6 1/4"	Varies	Varies

# Emergency Letters

1 Emergency Channel Letters - Alignment  
Scale: Not to scale



2 Emergency Channel Letters  
Scale: Not to scale



AH.NLE.12.R

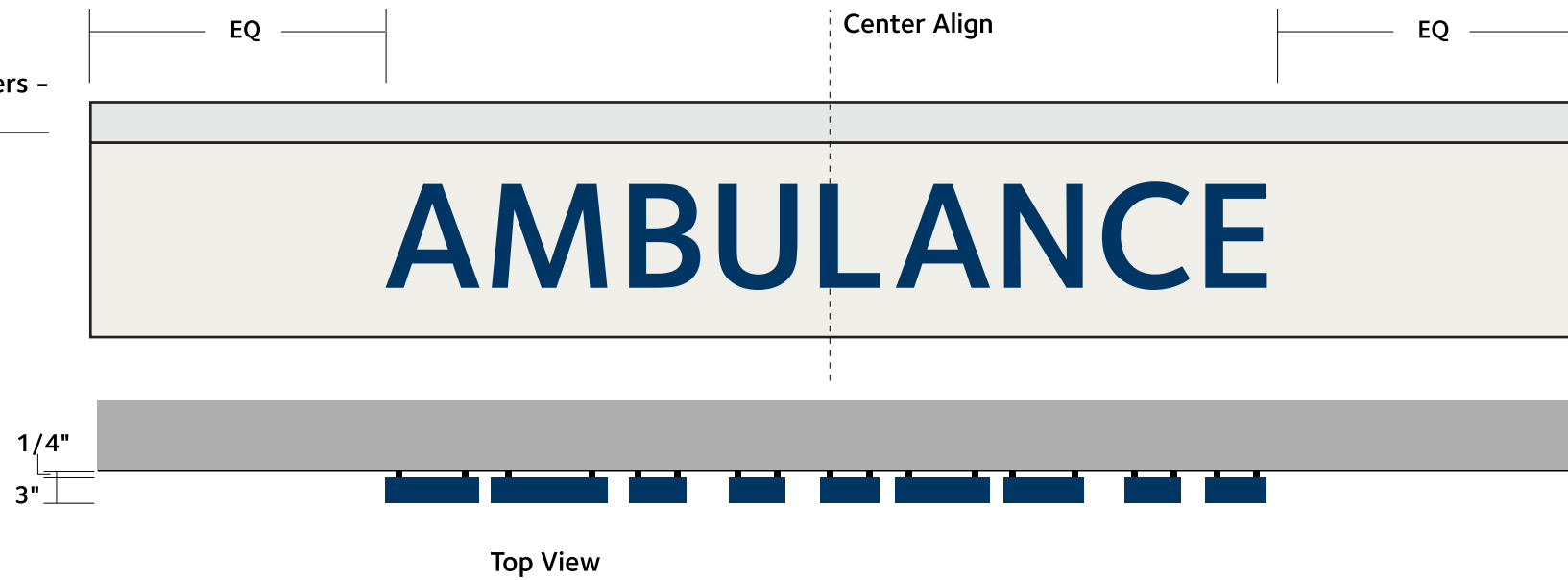
**Naming**

- AH = Client
- NLE = "Notification Letter, Emergency"
- Number = Sign height in inches
- R = Red Channel Letter

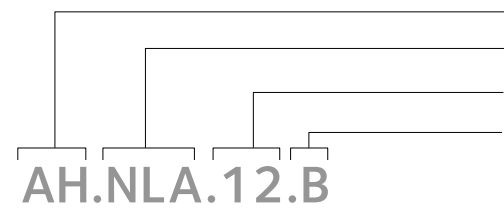

Letterset	A	B
EL.01 = AH.NLE.12.R	1'-0"	8'-2 1/2"
EL.02 = AH.NLE.18.R	1'-6"	12'-4"
EL.03 = AH.NLE.24.R	2'-0"	16'-5"

# Ambulance Letters

1 Ambulance Channel Letters - Alignment  
Scale: Not to scale



2 Ambulance Channel Letters  
Scale: Not to scale



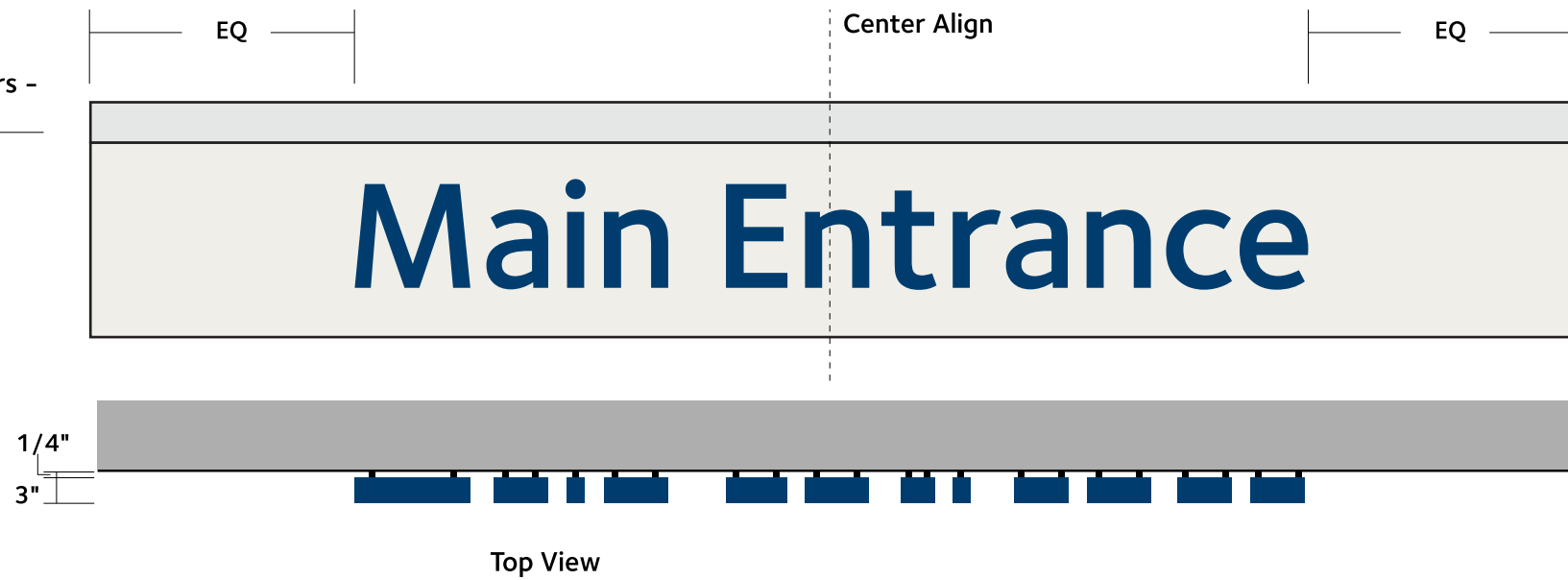
**Naming**

- AH = Client
- NLA = "Notification Letter, Ambulance"
- Number = Sign height in inches
- B = Blue Channel Letter

Letterset	A	B
AL.01 = AH.NLA.12.B	1'-0"	8'-2 1/2"
AL.02 = AH.NLA.18.B	1'-6"	12'-4"
AL.03 = AH.NLA.24.B	2'-0"	16'-5"

# Main Entrance Letters

1 Main Entrance Channel Letters - Alignment  
Scale: Not to scale



2 Main Entrance Channel Letters  
Scale: Not to scale



AH.NLM.12.B

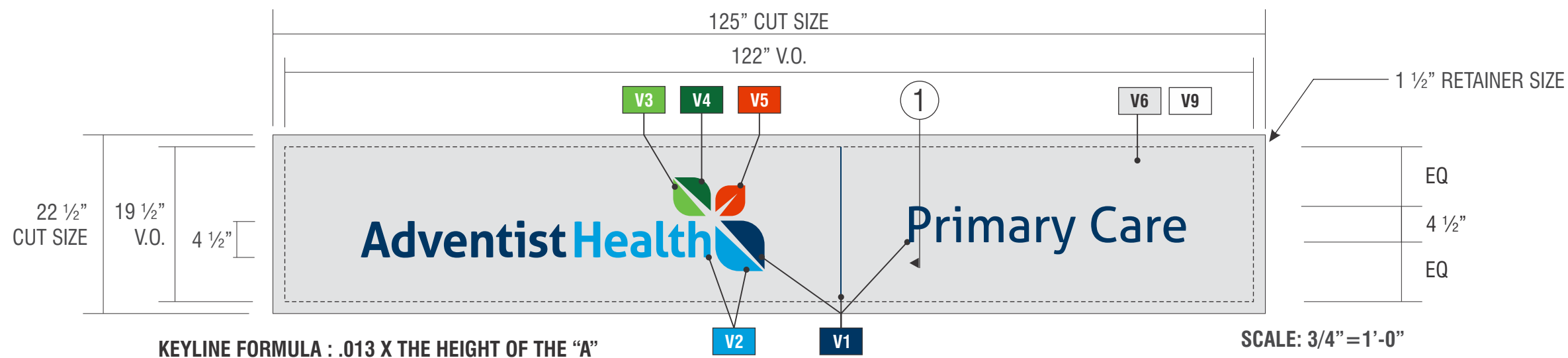
### Naming

- AH = Client
- NLM = "Notification Letter, Main Entrance"
- Number = Sign height in inches
- B = Blue Channel Letter

Letterset	A	B
ML.01 = AH.NLM.12.B	1'-0"	8'-2 1/2"
ML.02 = AH.NLM.18.B	1'-6"	12'-4"
ML.03 = AH.NLM.24.B	2'-0"	16'-5"



# Wall Signs - Replacement Faces



## D SIGNTYPE AH-RF-PL-XXXX

MANUFACTURE AND INSTALL TWO (2) REFACES FOR EXISTING INTERNALLY ILLUMINATED DOUBLE FACED SIGN

FACE: .177" THICK WHITE LEXAN (PLEX IF FACE SIZE IS UNDER 6'-0")

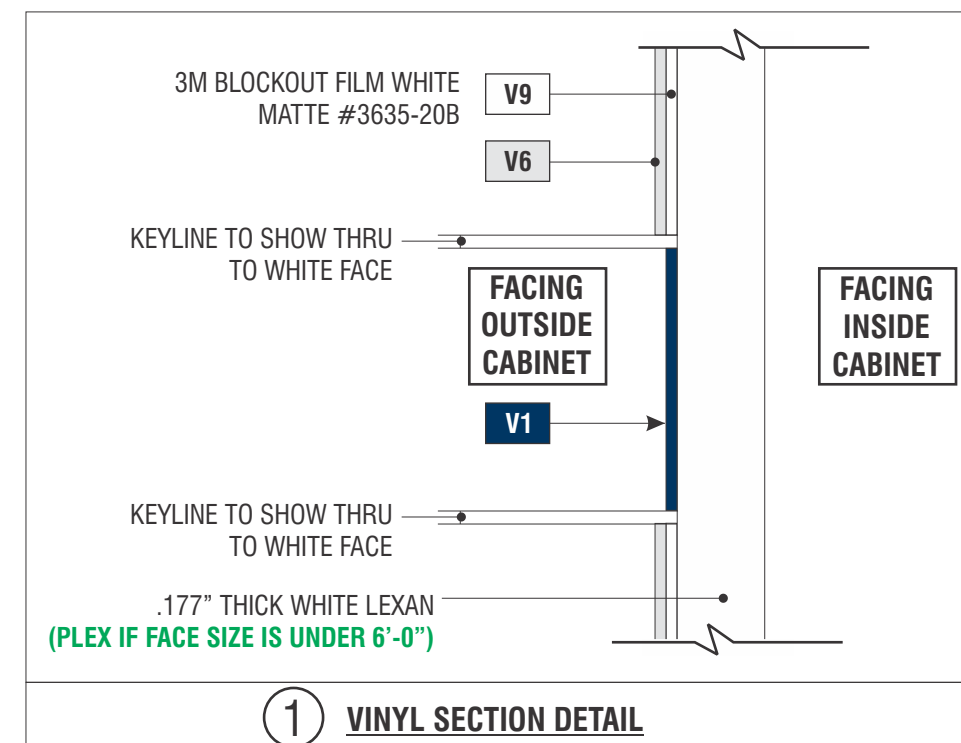
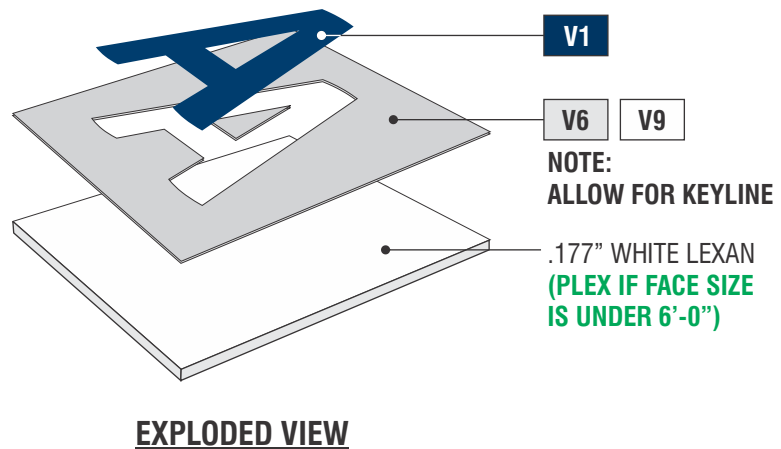
LOGO & LETTERS: TRANSLUCENT VINYL APPLIED FIRST SURFACE, SEE COLORS BELOW.

BACKGROUND (DOES NOT ILLUMINATE): FIRST SURFACE OPAQUE ORACAL #751-109

HULL WHITE OVER 3M BLOCKOUT FILM WHITE MATTE #3635-20B

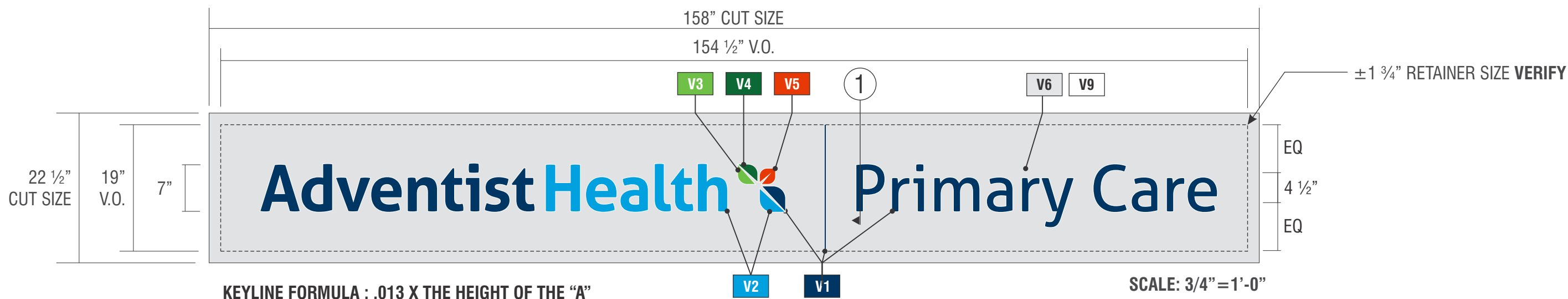
### VINYL

- |                                                                        |                                                                        |
|------------------------------------------------------------------------|------------------------------------------------------------------------|
| <b>V1</b> TRANSLUCENT 3M #3630-137<br>EUROPEAN BLUE<br>(FIRST SURFACE) | <b>V5</b> TRANSLUCENT 3M #3630-44<br>ORANGE<br>(FIRST SURFACE)         |
| <b>V2</b> TRANSLUCENT 3M #3630-57<br>OLYMPIC BLUE<br>(FIRST SURFACE)   | <b>V6</b> OPAQUE ORACAL #751-109<br>HULL WHITE<br>(FIRST SURFACE)      |
| <b>V3</b> TRANSLUCENT 3M #3630-136<br>LIME GREEN<br>(FIRST SURFACE)    | <b>V9</b> 3M BLOCKOUT FILM WHITE<br>MATTE #3635-20B<br>(FIRST SURFACE) |
| <b>V4</b> TRANSLUCENT 3M #3630-76<br>HOLLY GREEN<br>(FIRST SURFACE)    |                                                                        |



# Wall Signs

## - Replacement Faces



### D SIGNTYPE AH-RF-PL-XXXXX

MANUFACTURE AND INSTALL TWO (2) REFACES FOR EXISTING INTERNALLY ILLUMINATED DOUBLE FACED SIGN

FACE: .177" THICK WHITE LEXAN (PLEX IF FACE SIZE IS UNDER 6'-0")

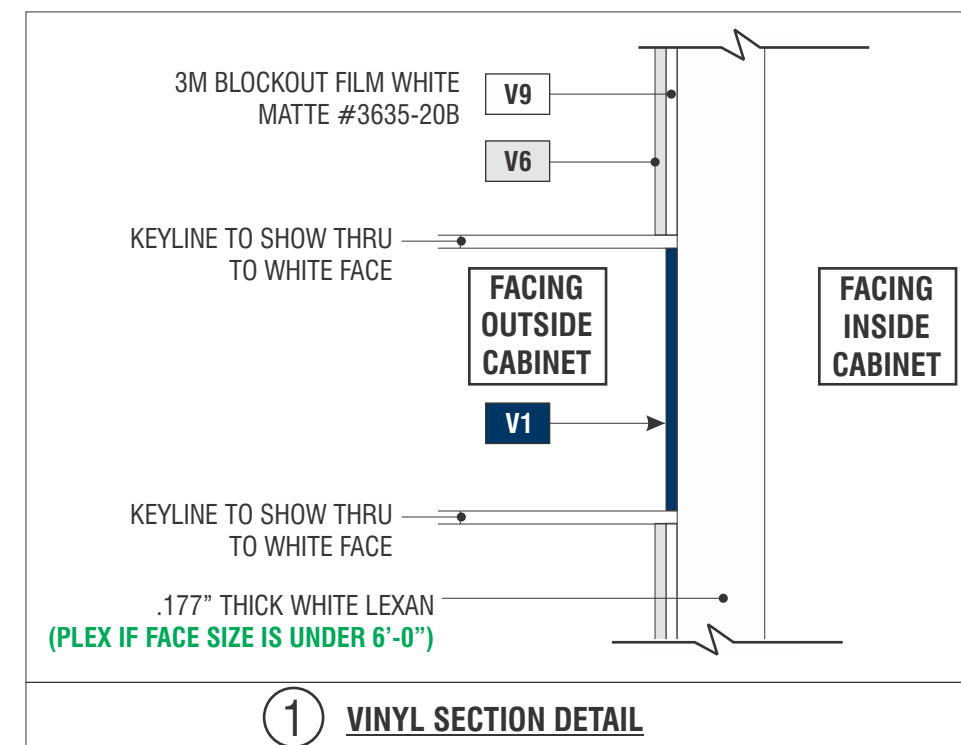
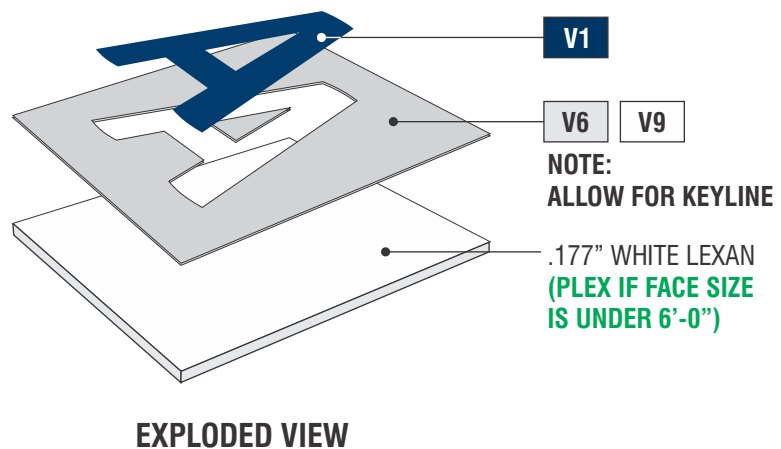
LOGO & LETTERS: TRANSLUCENT VINYL APPLIED FIRST SURFACE, SEE COLORS BELOW.

BACKGROUND (DOES NOT ILLUMINATE): FIRST SURFACE OPAQUE ORACAL #751-109

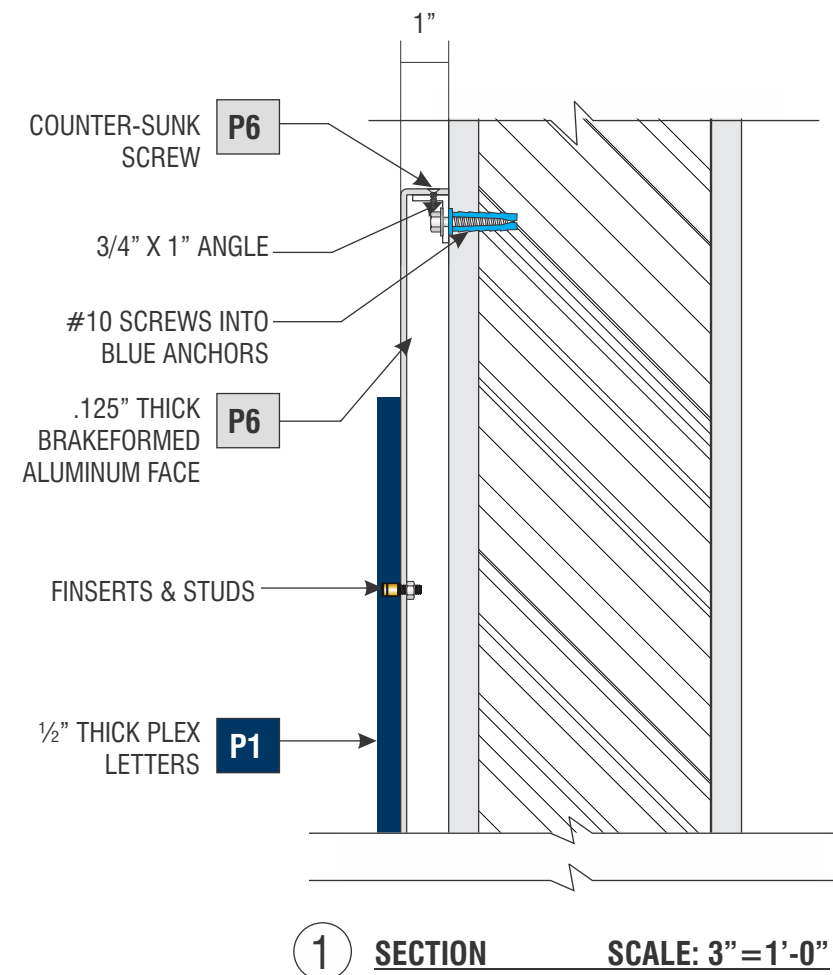
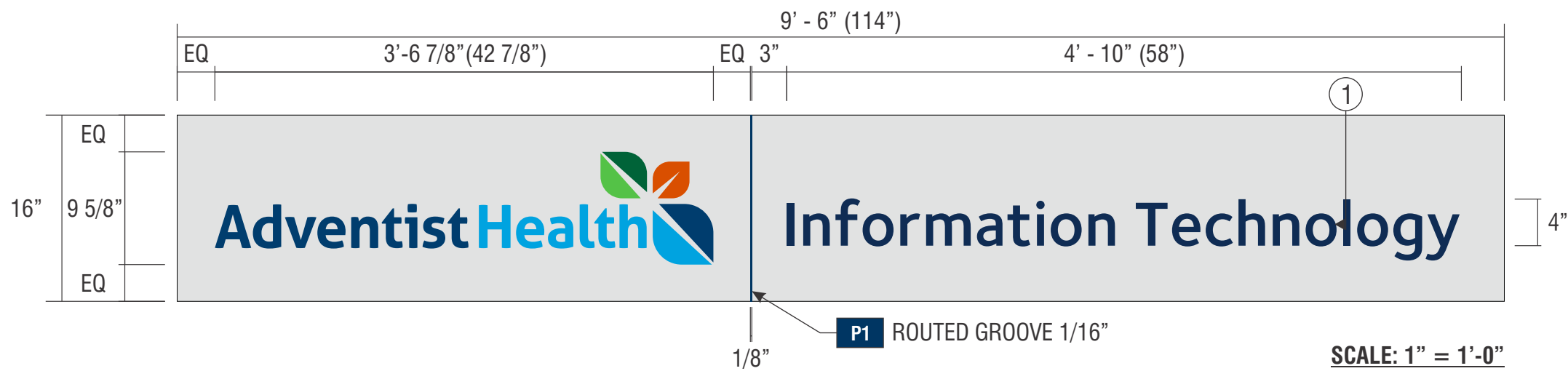
HULL WHITE OVER 3M BLOCKOUT FILM WHITE MATTE #3635-20B

#### VINYL

- |                                                                  |                                                                  |
|------------------------------------------------------------------|------------------------------------------------------------------|
| <b>V1</b> TRANSLUCENT 3M #3630-137 EUROPEAN BLUE (FIRST SURFACE) | <b>V5</b> TRANSLUCENT 3M #3630-44 ORANGE (FIRST SURFACE)         |
| <b>V2</b> TRANSLUCENT 3M #3630-57 OLYMPIC BLUE (FIRST SURFACE)   | <b>V6</b> OPAQUE ORACAL #751-109 HULL WHITE (FIRST SURFACE)      |
| <b>V3</b> TRANSLUCENT 3M #3630-136 LIME GREEN (FIRST SURFACE)    | <b>V9</b> 3M BLOCKOUT FILM WHITE MATTE #3635-20B (FIRST SURFACE) |
| <b>V4</b> TRANSLUCENT 3M #3630-76 HOLLY GREEN (FIRST SURFACE)    |                                                                  |



# Wall Signs - Flat Cutout



## SIGNTYPE AH-WS-XXXX-FCO-X-X

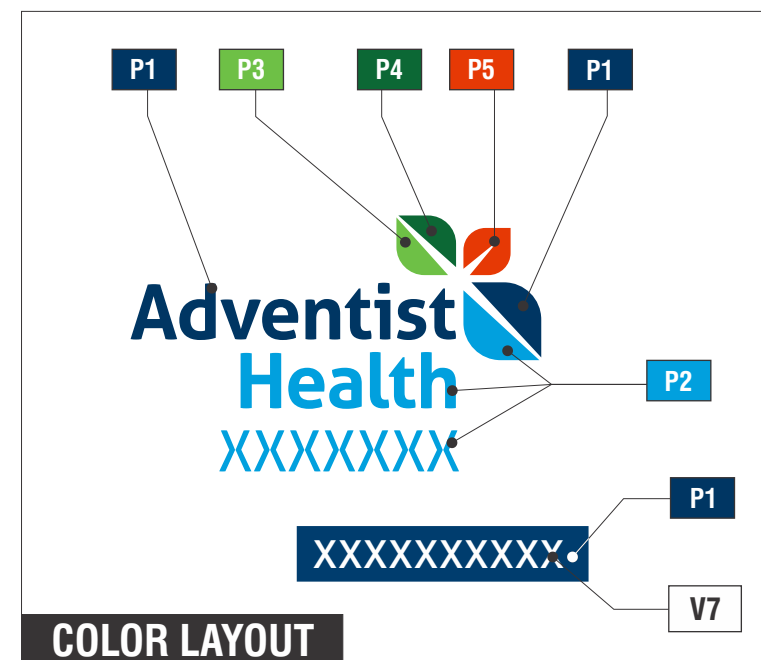
MANUFACTURE AND INSTALL ONE (1) NON-ILLUMINATED WALL SIGN W/ FCO's

### PAINT


- |                                                                   |                                                                                      |
|-------------------------------------------------------------------|--------------------------------------------------------------------------------------|
| <b>P1</b> PAINTED TO MATCH PMS #2955C<br>DARK BLUE, SATIN FINISH  | <b>P4</b> PAINTED TO MATCH PMS #349C<br>DARK GREEN, SATIN FINISH                     |
| <b>P2</b> PAINTED TO MATCH PMS #299C<br>MEDIUM BLUE, SATIN FINISH | <b>P5</b> PAINTED TO MATCH PMS #1665C<br>ORANGE, SATIN FINISH                        |
| <b>P3</b> PAINTED TO MATCH PMS #360C<br>LIGHT GREEN, SATIN FINISH | <b>P6</b> PAINTED TO MATCH PANTONE P 179-2 C<br>(Pantone+ CMYK Coated), SATIN FINISH |

### VINYL

- V7** 3M #7725-10 OPAQUE  
WHITE VINYL



# Wall Signs - Vinyl



SCALE: 1 1/2" = 1'-0"

## SIGNTYPE AH-WS-18X24

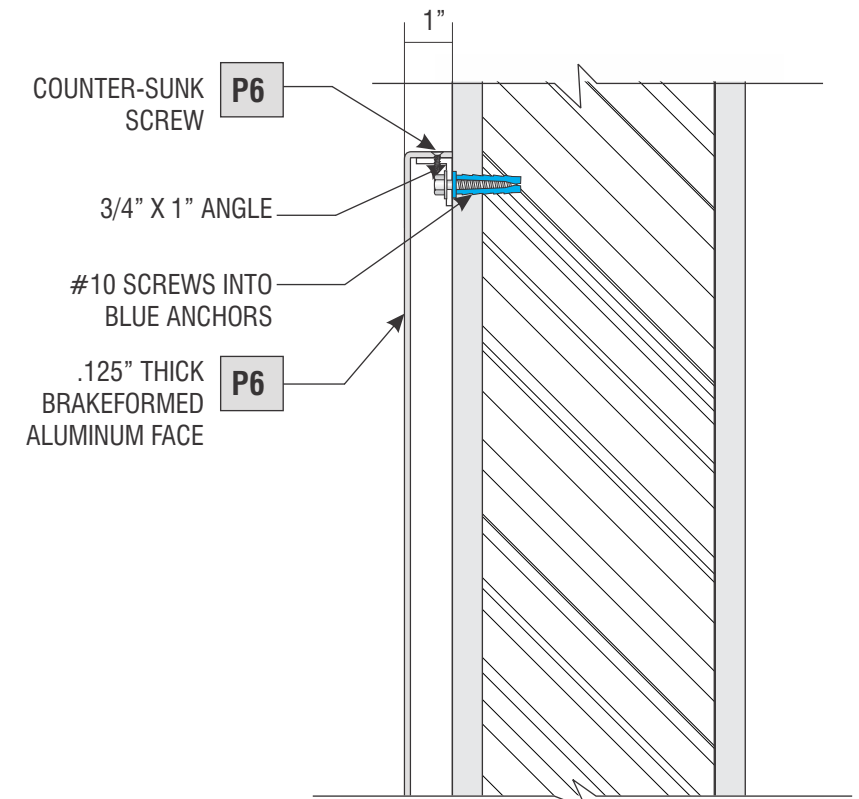
MANUFACTURE AND INSTALL ONE (1) NON-ILLUMINATED WALL SIGN

### DIGITALLY PRINTED VINYL

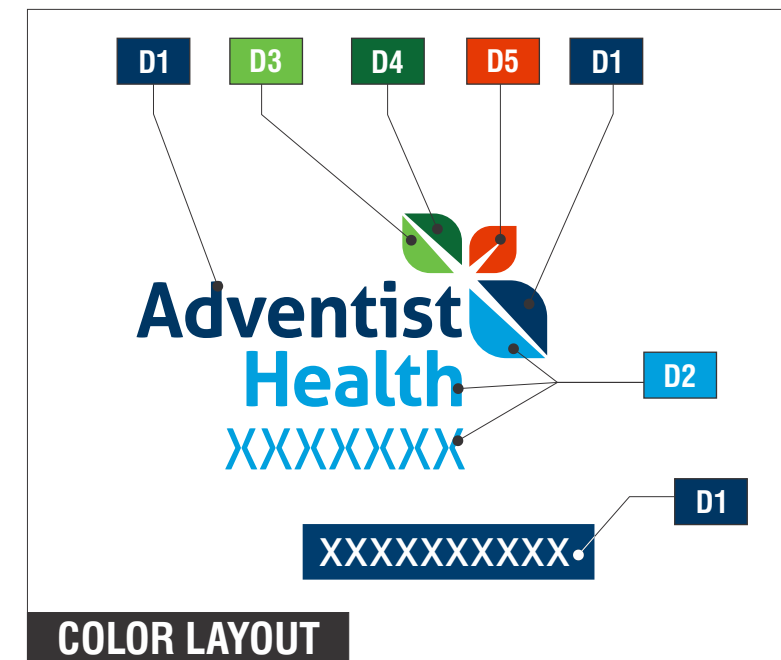
- |                                                                                            |                                                                                           |
|--------------------------------------------------------------------------------------------|-------------------------------------------------------------------------------------------|
| <b>D1</b> DIGITALLY PRINTED VINYL TO MATCH PMS #2955C DARK BLUE WITH CLEAR SATIN LAMINATE  | <b>D4</b> DIGITALLY PRINTED VINYL TO MATCH PMS #349C DARK GREEN WITH CLEAR SATIN LAMINATE |
| <b>D2</b> DIGITALLY PRINTED VINYL TO MATCH PMS #299C MEDIUM BLUE WITH CLEAR SATIN LAMINATE | <b>D5</b> DIGITALLY PRINTED VINYL TO MATCH PMS #1665C ORANGE WITH CLEAR SATIN LAMINATE    |
| <b>D3</b> DIGITALLY PRINTED VINYL TO MATCH PMS #360C LIGHT GREEN WITH CLEAR SATIN LAMINATE |                                                                                           |

### PAINT

- P6** PAINTED TO MATCH PANTONE P 179-2 C (Pantone+ CMYK Coated), SATIN FINISH

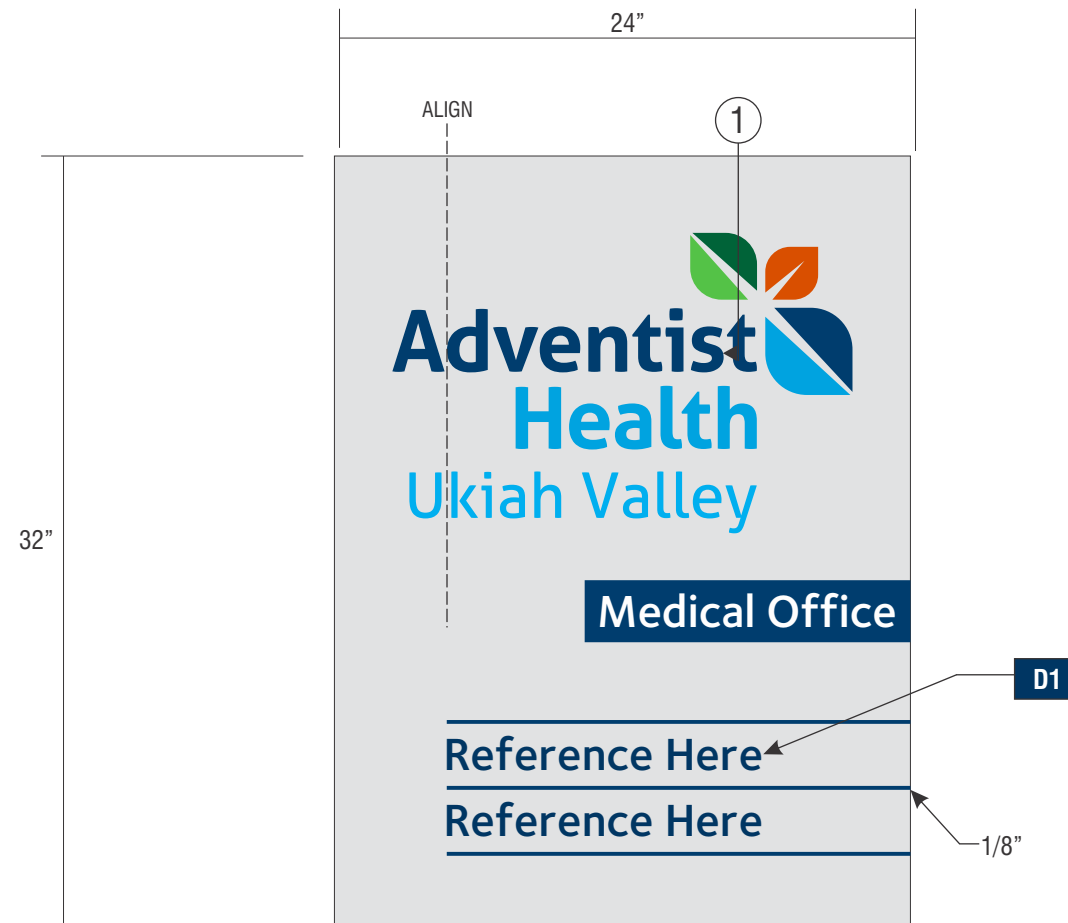


1 SECTION SCALE: 3" = 1'-0"



COLOR LAYOUT

# Wall Signs - Vinyl



SCALE: 1 1/2" = 1'-0"

**SIGNTYPE AH-WS-32X24**

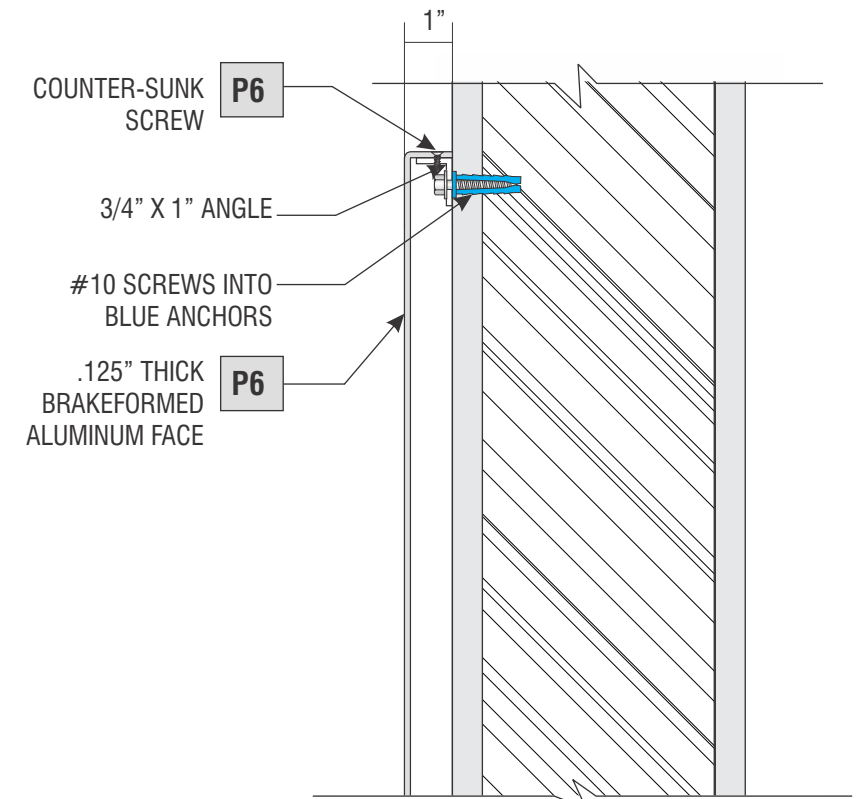
**MANUFACTURE AND INSTALL ONE (1) NON-ILLUMINATED WALL SIGN**

**DIGITALLY PRINTED VINYL**

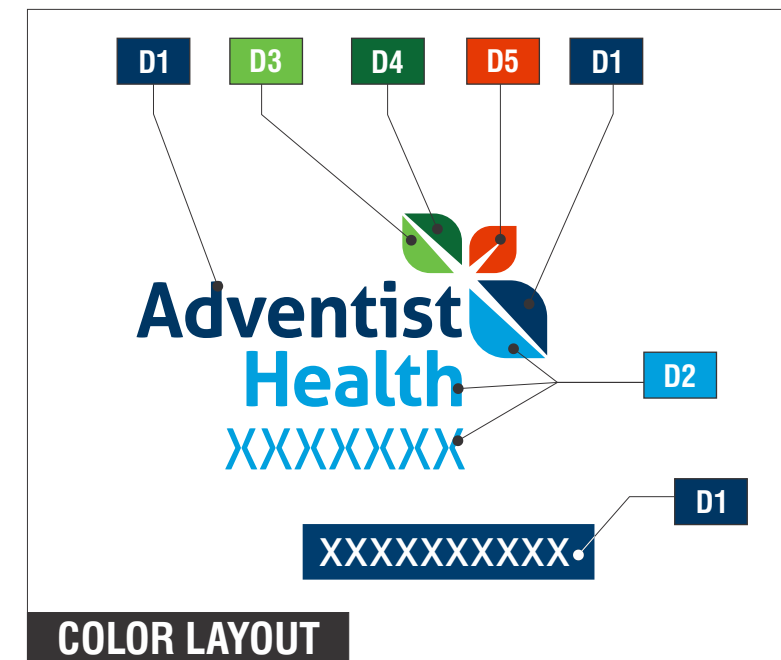
- D1** DIGITALLY PRINTED VINYL TO MATCH PMS #2955C DARK BLUE WITH CLEAR SATIN LAMINATE
- D2** DIGITALLY PRINTED VINYL TO MATCH PMS #299C MEDIUM BLUE WITH CLEAR SATIN LAMINATE
- D3** DIGITALLY PRINTED VINYL TO MATCH PMS #360C LIGHT GREEN WITH CLEAR SATIN LAMINATE
- D4** DIGITALLY PRINTED VINYL TO MATCH PMS #349C DARK GREEN WITH CLEAR SATIN LAMINATE
- D5** DIGITALLY PRINTED VINYL TO MATCH PMS #1665C ORANGE WITH CLEAR SATIN LAMINATE

**PAINT**

- P6** PAINTED TO MATCH PANTONE P 179-2 C (Pantone+ CMYK Coated), SATIN FINISH

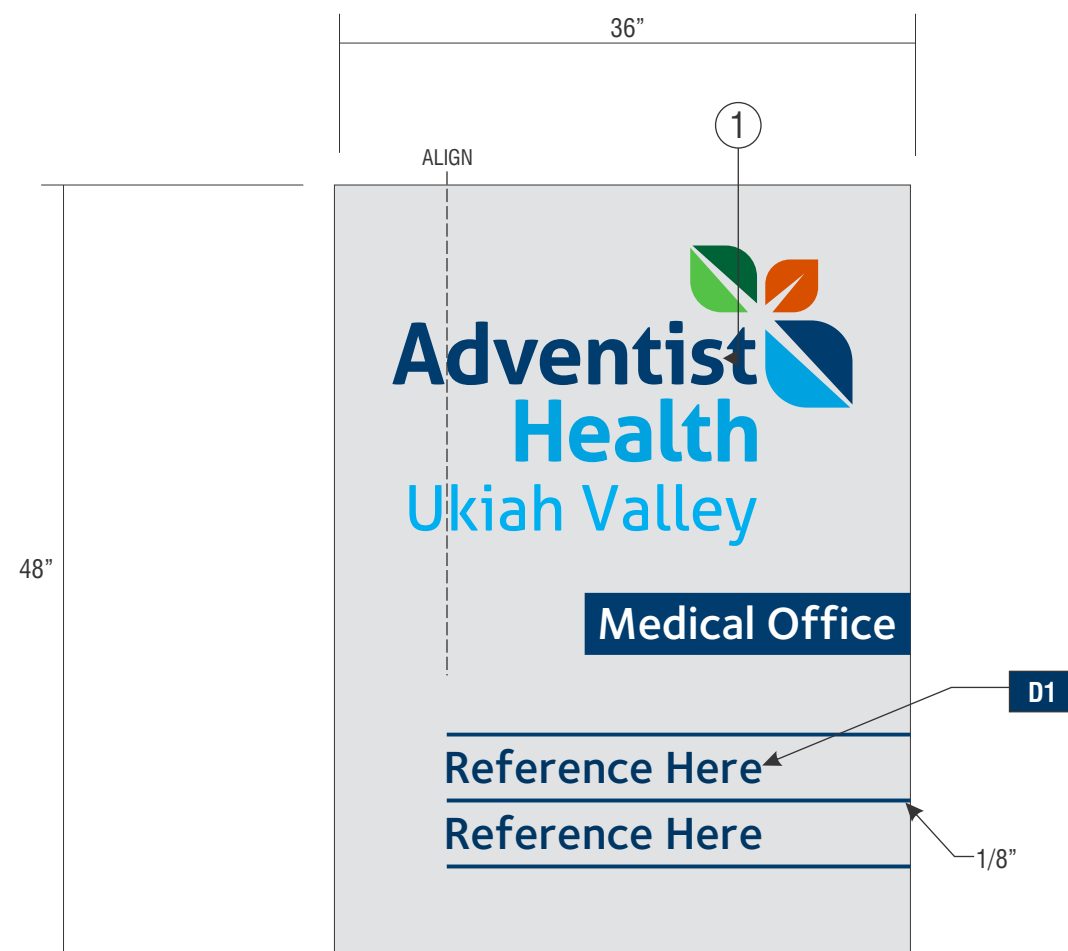


**1 SECTION SCALE: 3" = 1'-0"**



**COLOR LAYOUT**

# Wall Signs - Vinyl



SCALE: 1" = 1'-0"

**SIGNTYPE AH-WS-48X36**

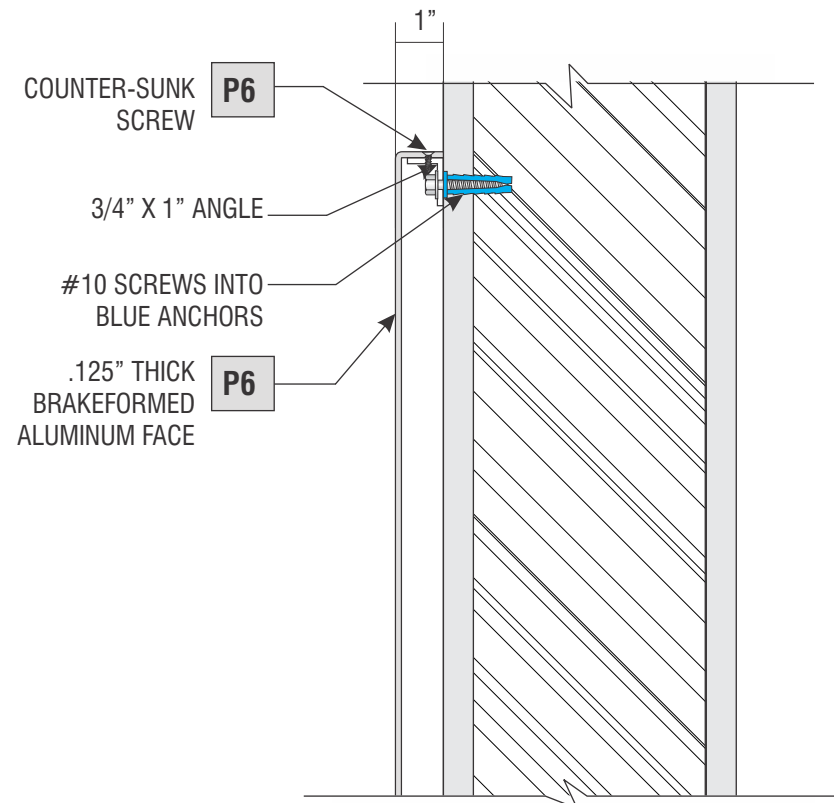
**MANUFACTURE AND INSTALL ONE (1) NON-ILLUMINATED WALL SIGN**

**DIGITALLY PRINTED VINYL**

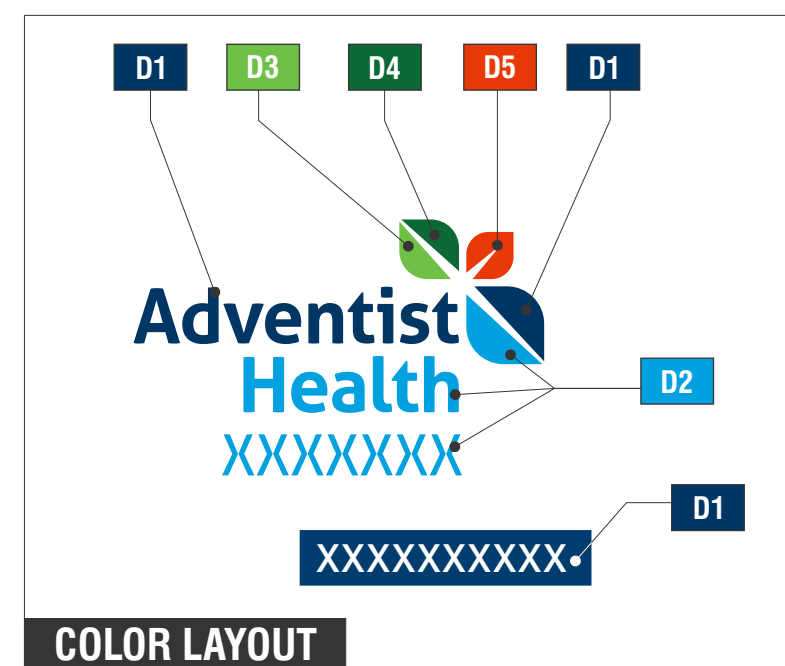
- D1** DIGITALLY PRINTED VINYL TO MATCH PMS #2955C DARK BLUE WITH CLEAR SATIN LAMINATE
- D2** DIGITALLY PRINTED VINYL TO MATCH PMS #299C MEDIUM BLUE WITH CLEAR SATIN LAMINATE
- D3** DIGITALLY PRINTED VINYL TO MATCH PMS #360C LIGHT GREEN WITH CLEAR SATIN LAMINATE
- D4** DIGITALLY PRINTED VINYL TO MATCH PMS #349C DARK GREEN WITH CLEAR SATIN LAMINATE
- D5** DIGITALLY PRINTED VINYL TO MATCH PMS #1665C ORANGE WITH CLEAR SATIN LAMINATE

**PAINT**

- P6** PAINTED TO MATCH PANTONE P 179-2 C (Pantone+ CMYK Coated), SATIN FINISH

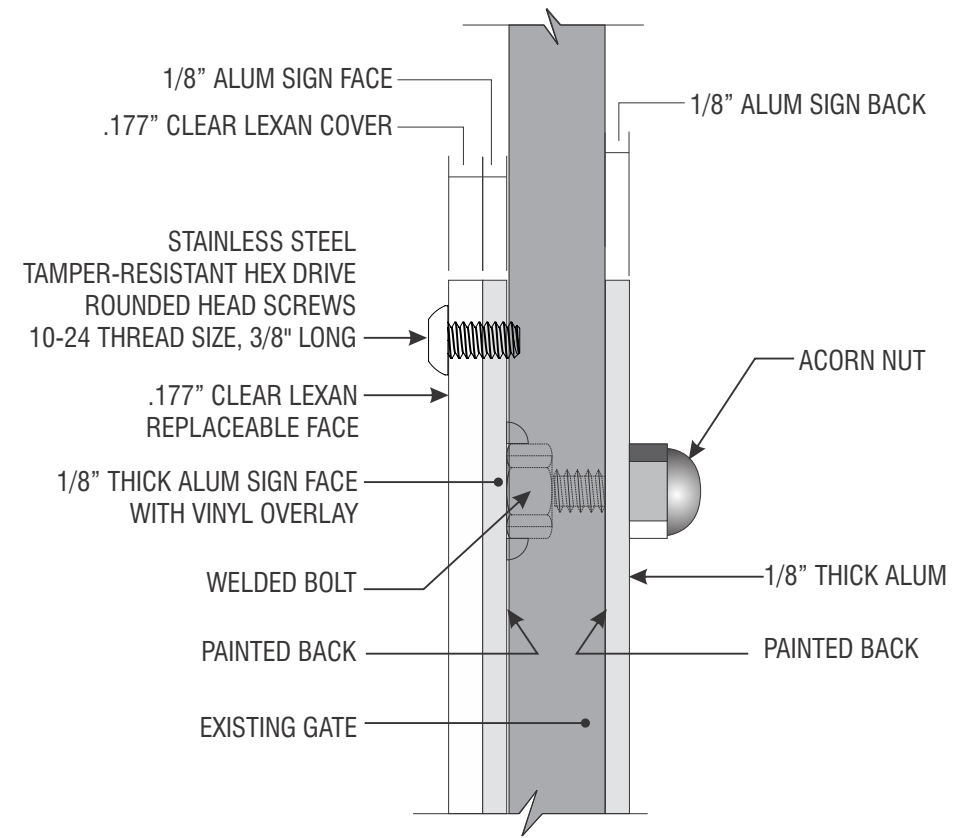
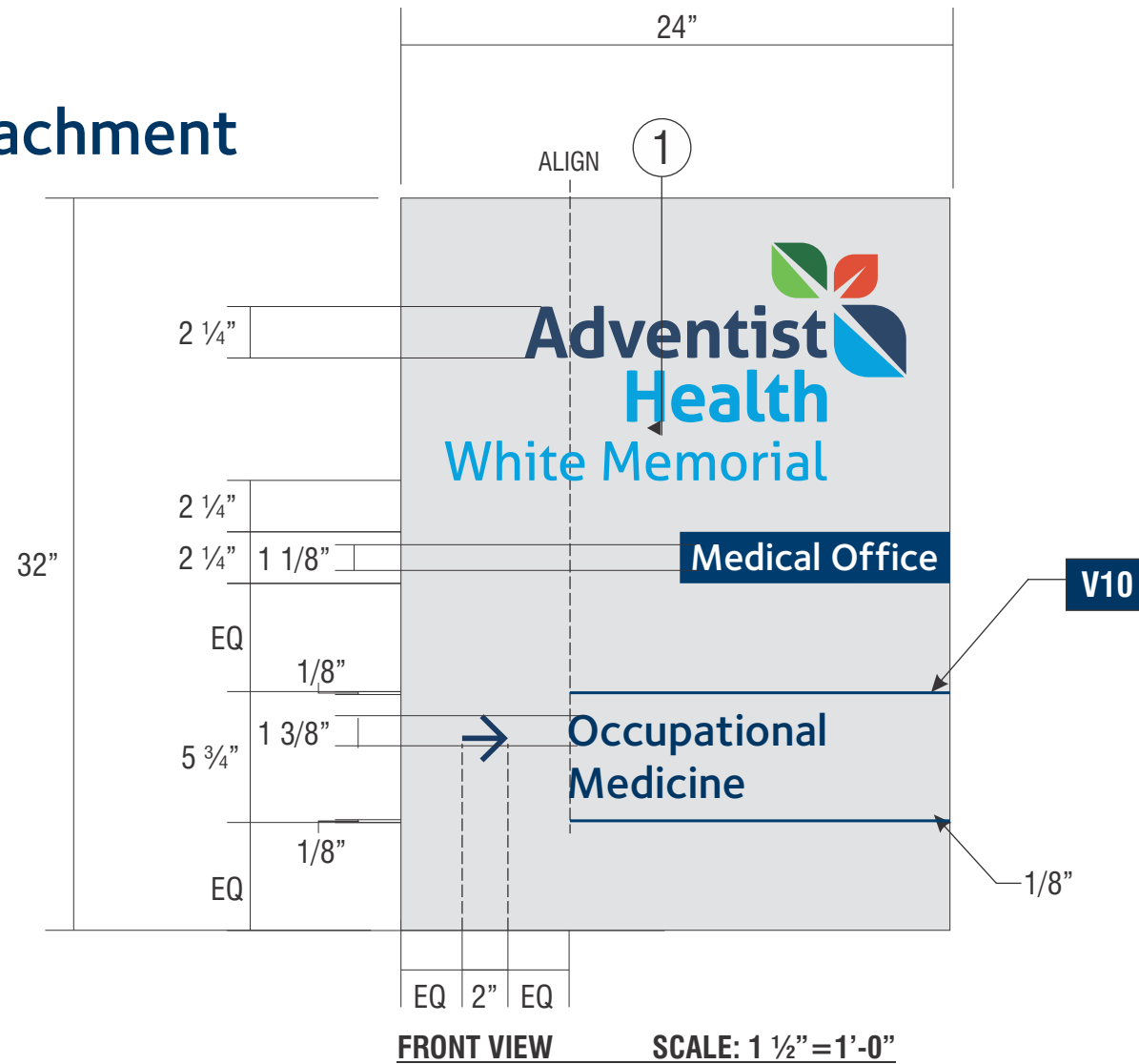


1 SECTION SCALE: 3" = 1'-0"



**COLOR LAYOUT**

# Wall Signs - Fence Attachment



1 PARTIAL SECTION MOUNTING DETAIL  
Scale: 1:1

## SIGNTYPE AH-PNL-XXXXX-FENCE-BACK-COVER

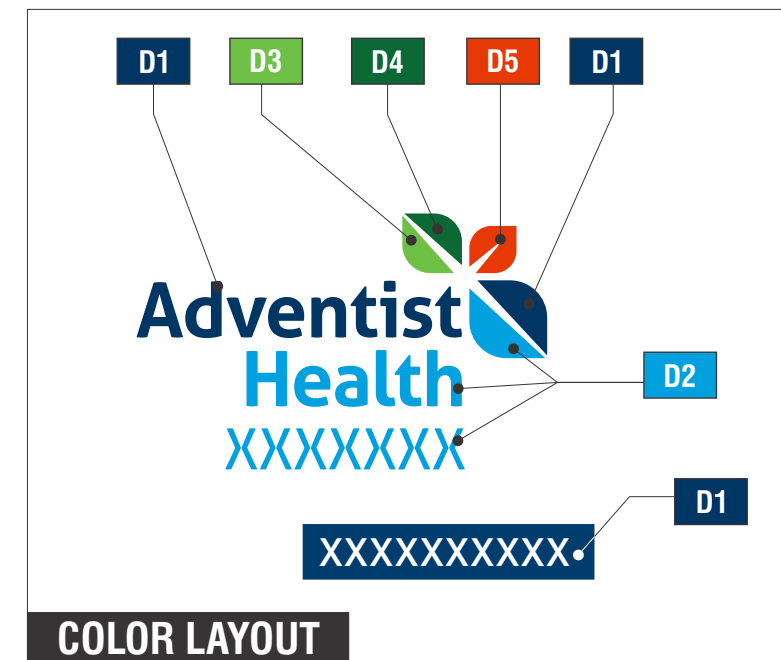
MANUFACTURE AND INSTALL ONE (1) NON-ILLUMINATED INFORMATIONAL SIGN ATTACHED TO FENCE WITH BACK PLATE FOR ATTACHMENT AND PROTECTIVE COVER

### DIGITALLY PRINTED VINYL

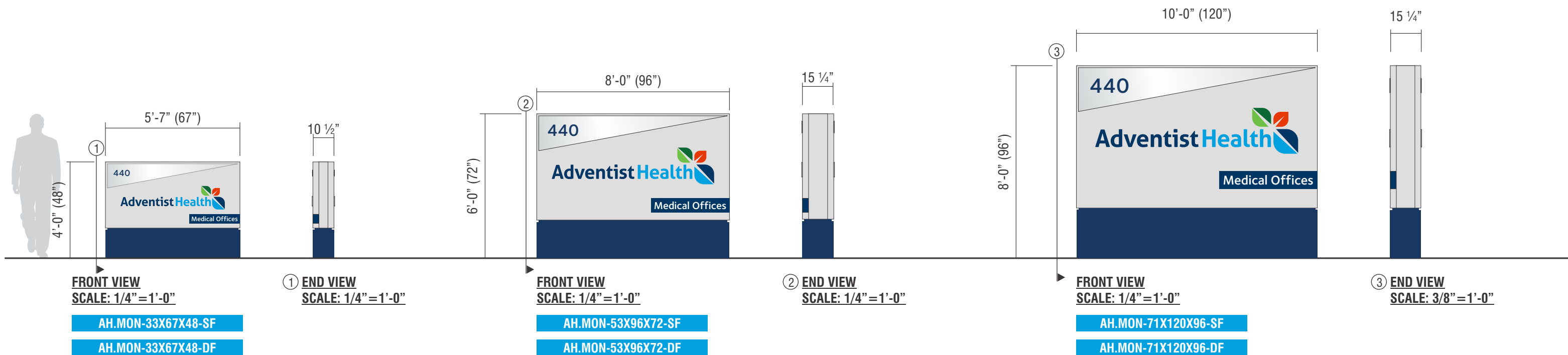
- D1** DIGITALLY PRINTED VINYL TO MATCH PMS #2955C DARK BLUE WITH CLEAR SATIN LAMINATE
- D2** DIGITALLY PRINTED VINYL TO MATCH PMS #299C MEDIUM BLUE WITH CLEAR SATIN LAMINATE
- D3** DIGITALLY PRINTED VINYL TO MATCH PMS #360C LIGHT GREEN WITH CLEAR SATIN LAMINATE
- D4** DIGITALLY PRINTED VINYL TO MATCH PMS #349C DARK GREEN WITH CLEAR SATIN LAMINATE
- D5** DIGITALLY PRINTED VINYL TO MATCH PMS #1665C ORANGE WITH CLEAR SATIN LAMINATE

### PAINT

- P6** PAINTED TO MATCH PANTONE P 179-2 C (Pantone+ CMYK Coated), SATIN FINISH



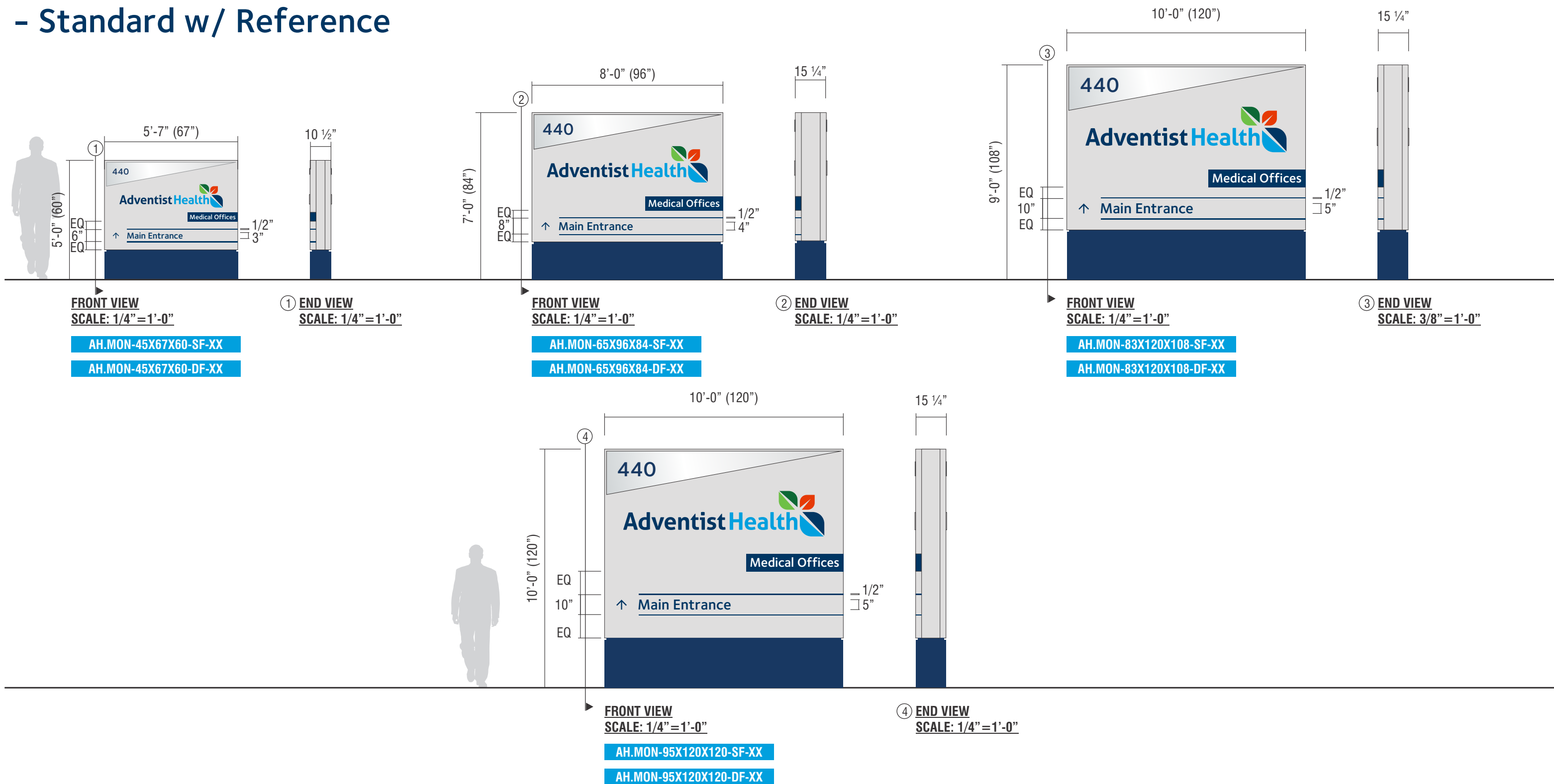
# Monuments - Standard





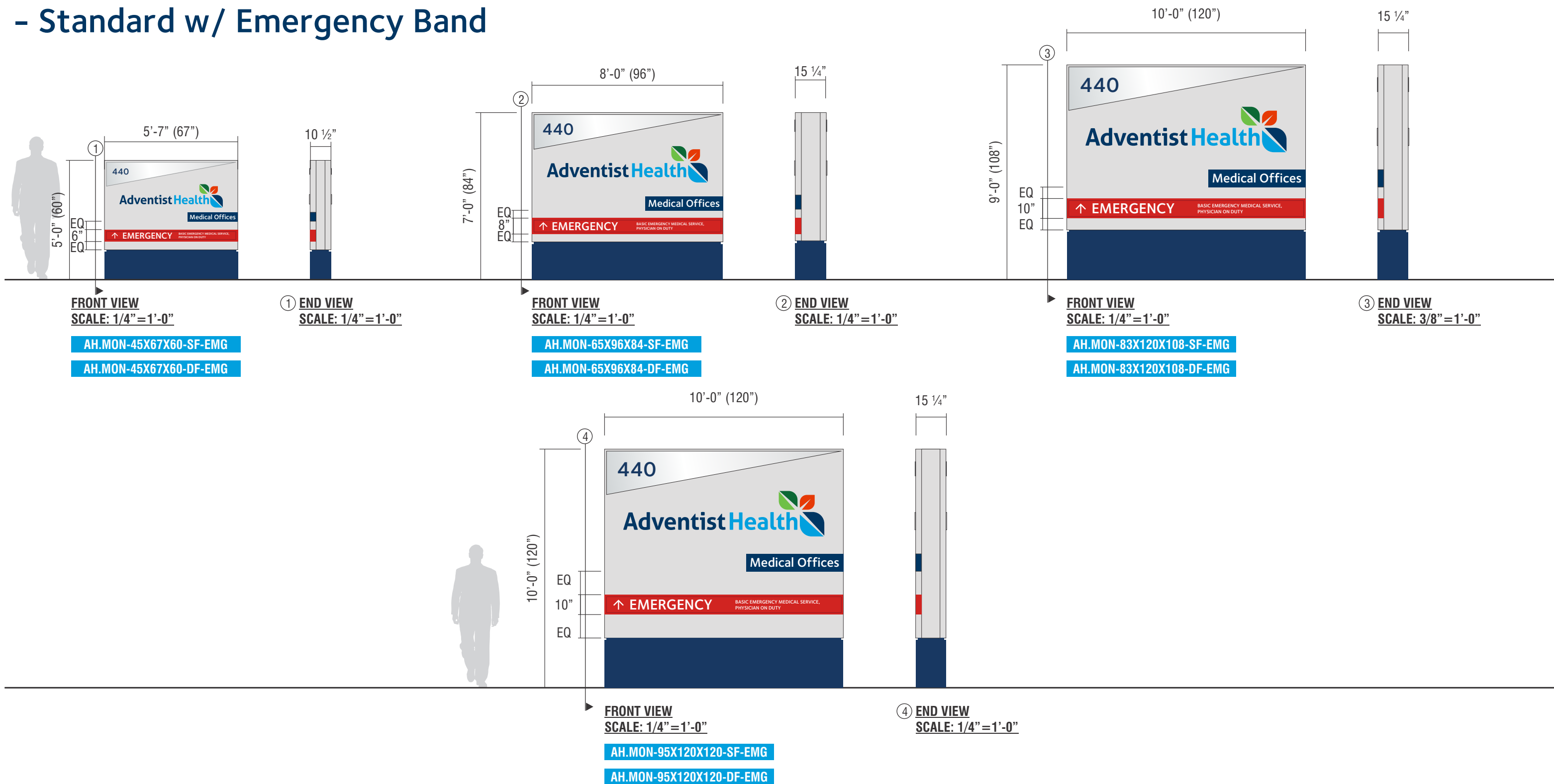
# Monuments

## - Standard w/ Reference

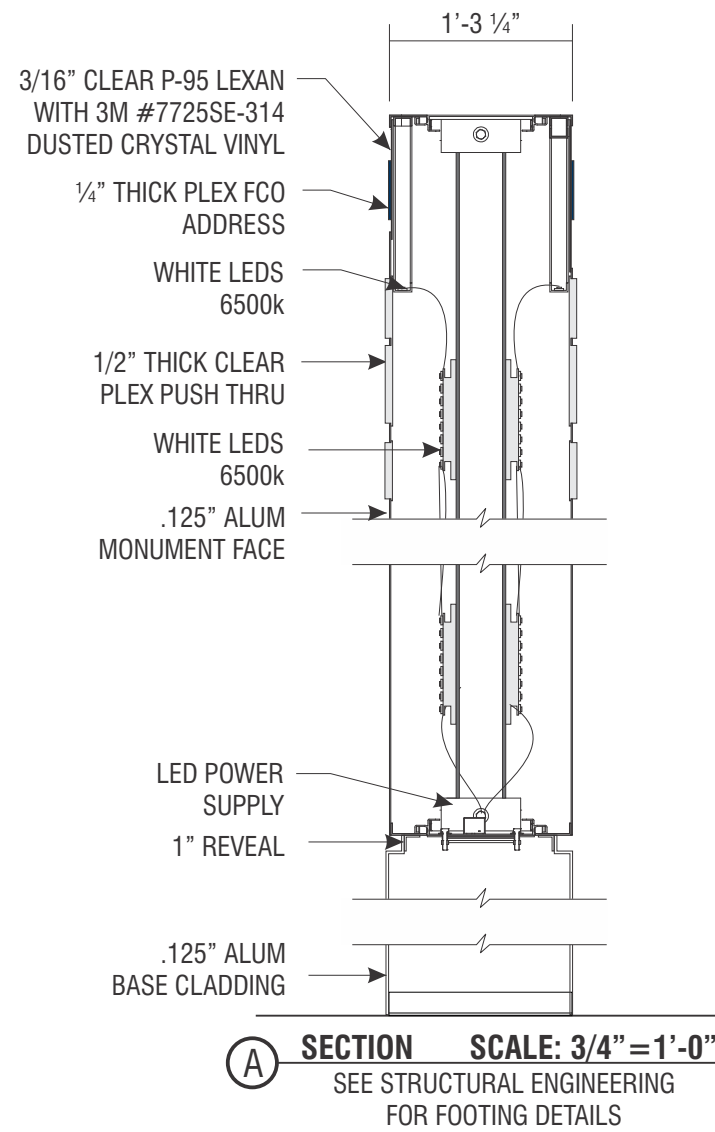


# Monuments

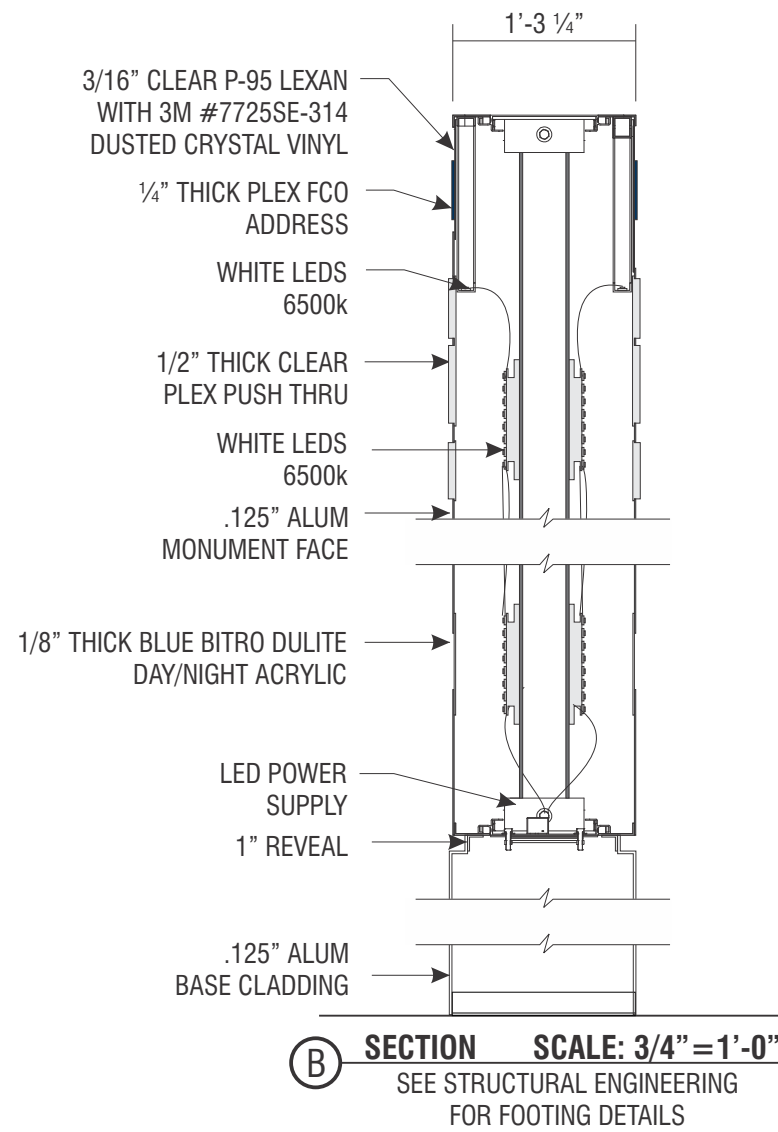
## - Standard w/ Emergency Band



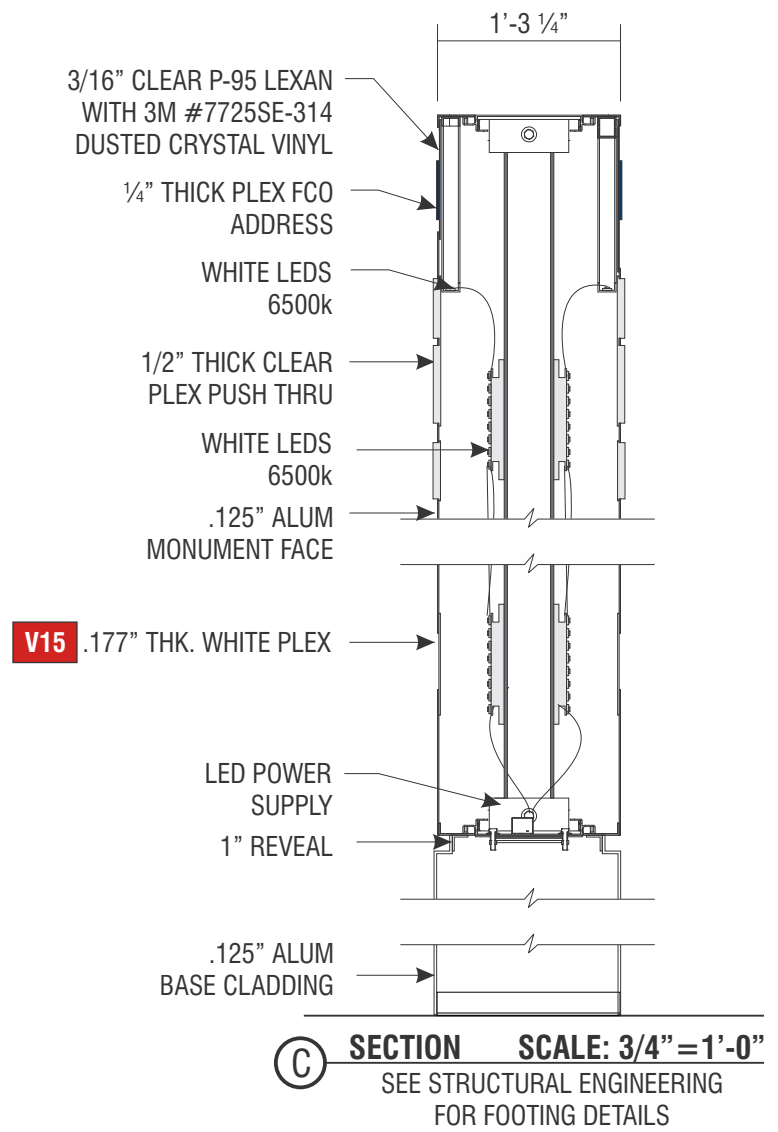
# Monuments - Standard Details



STANDARD MONUMENT

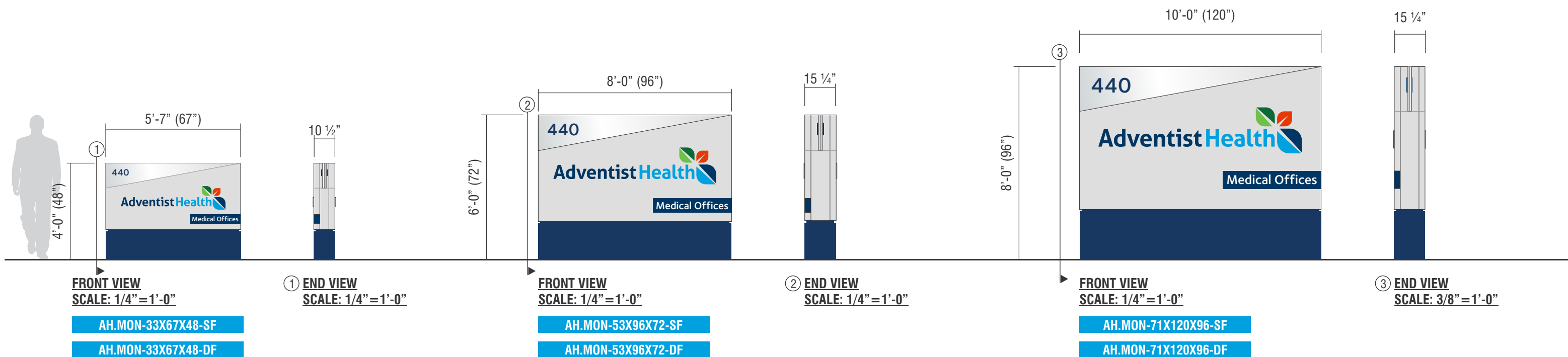


DIRECTIONAL MONUMENT



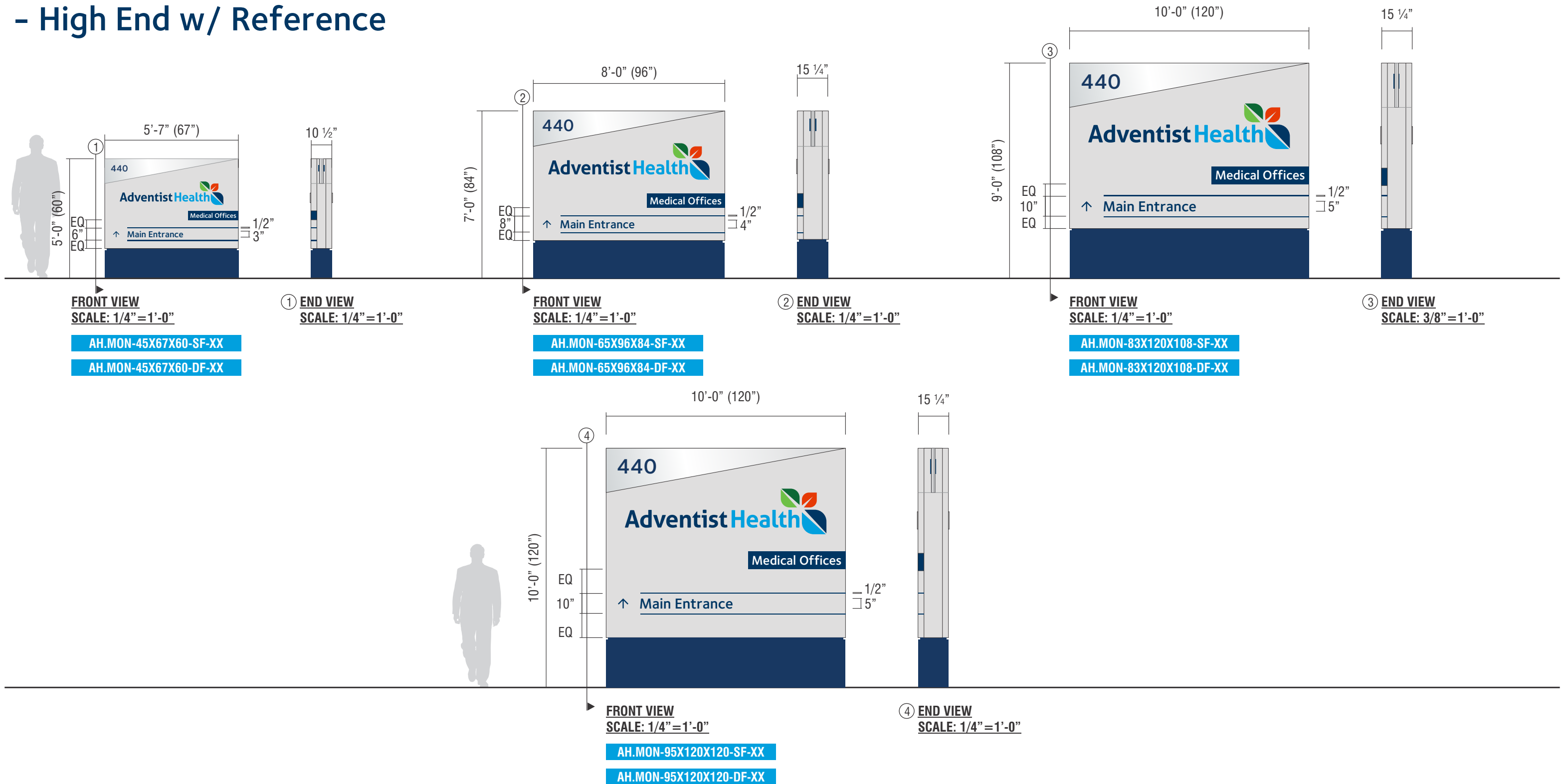
EMERGENCY MONUMENT

# Monuments - High End



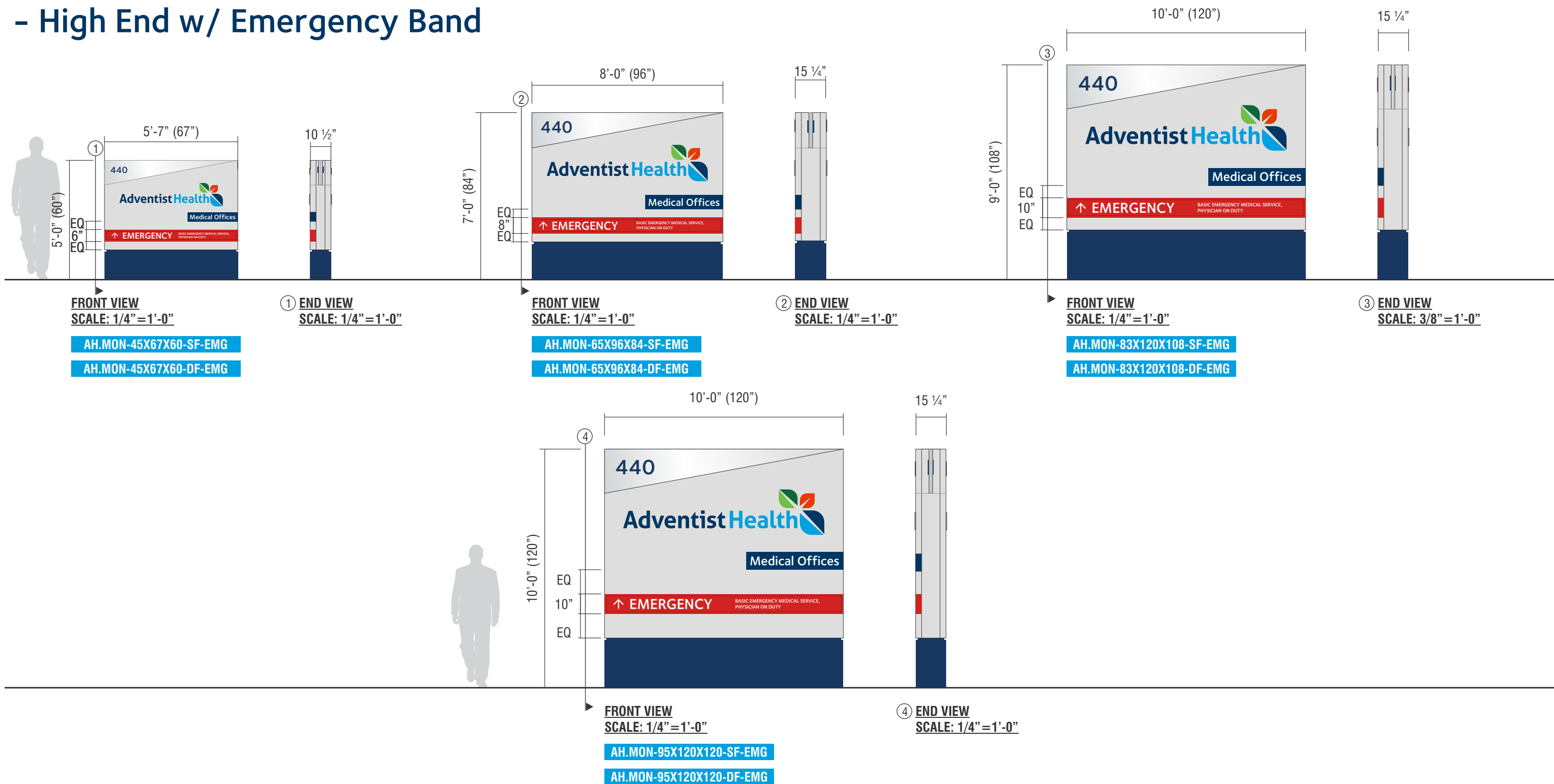
# Monuments

## - High End w/ Reference



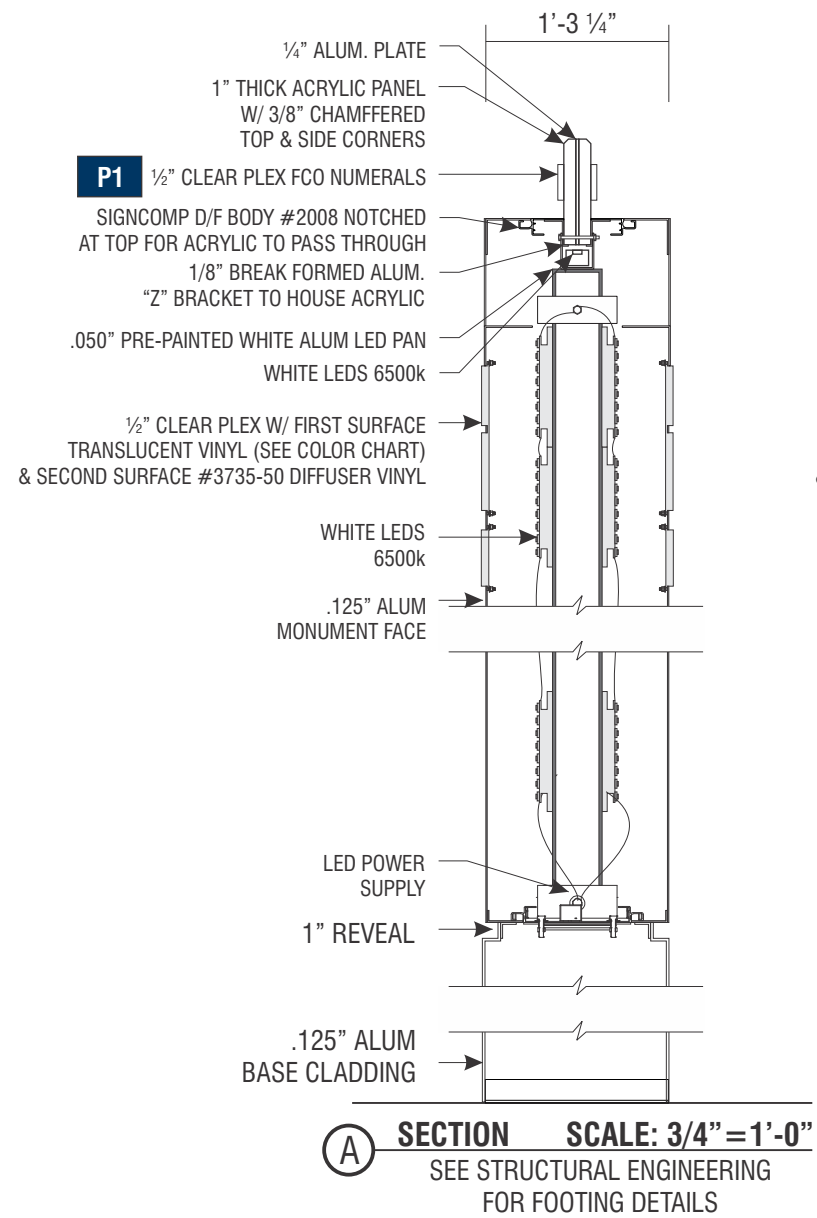
# Monuments

## - High End w/ Emergency Band

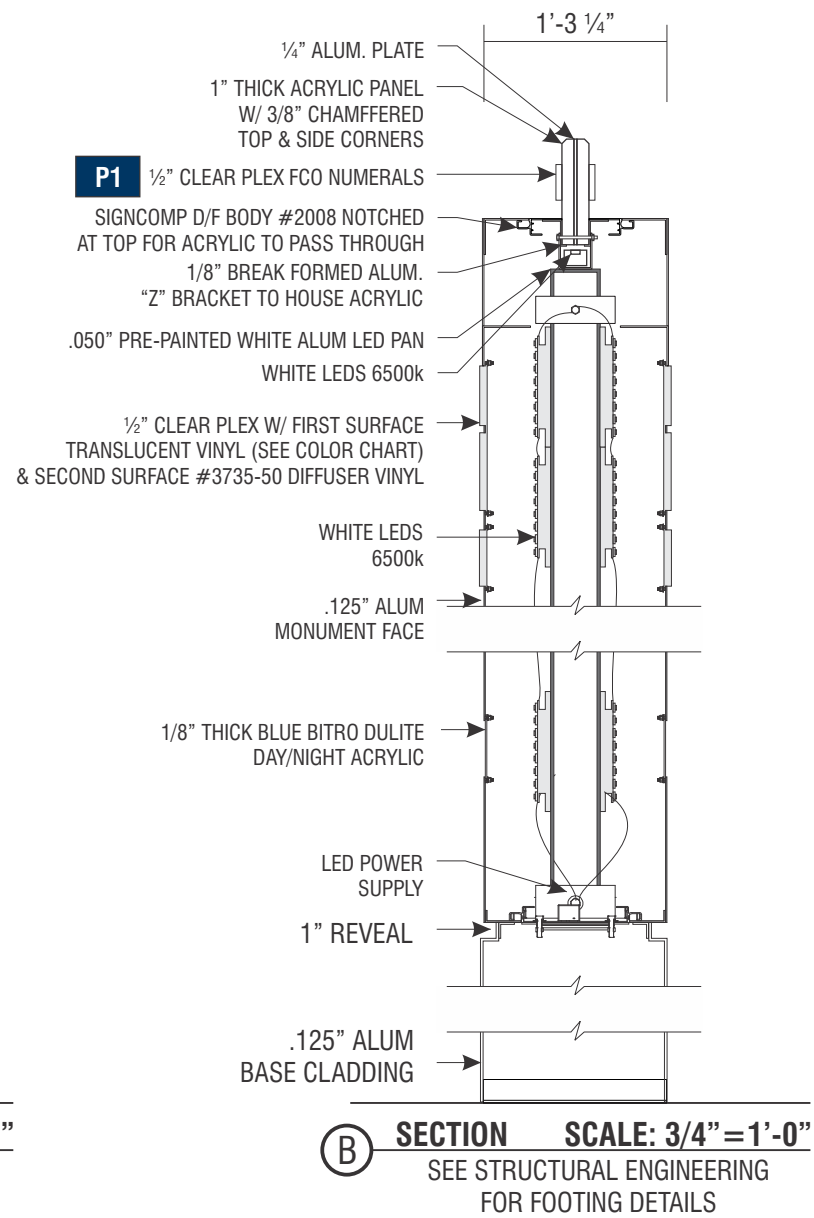


# Monuments

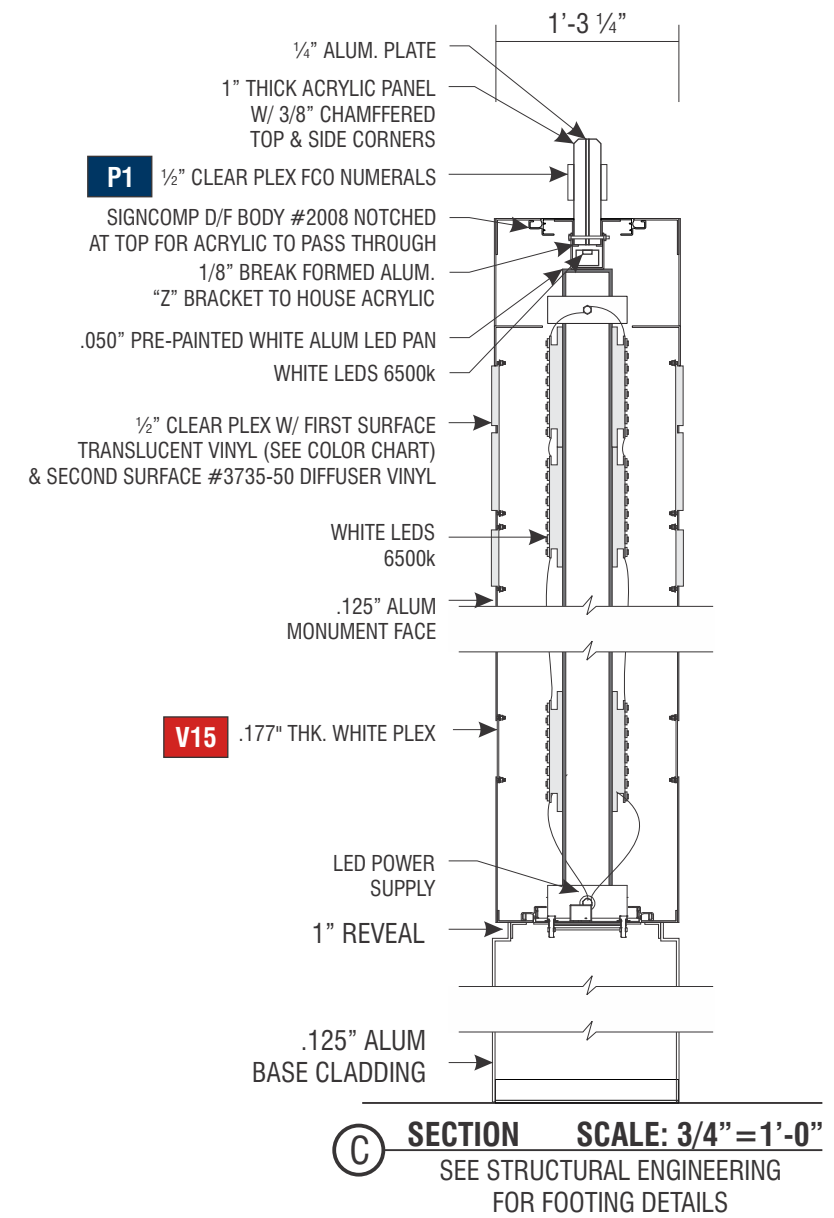
## - High End Details



STANDARD HIGH END MONUMENT

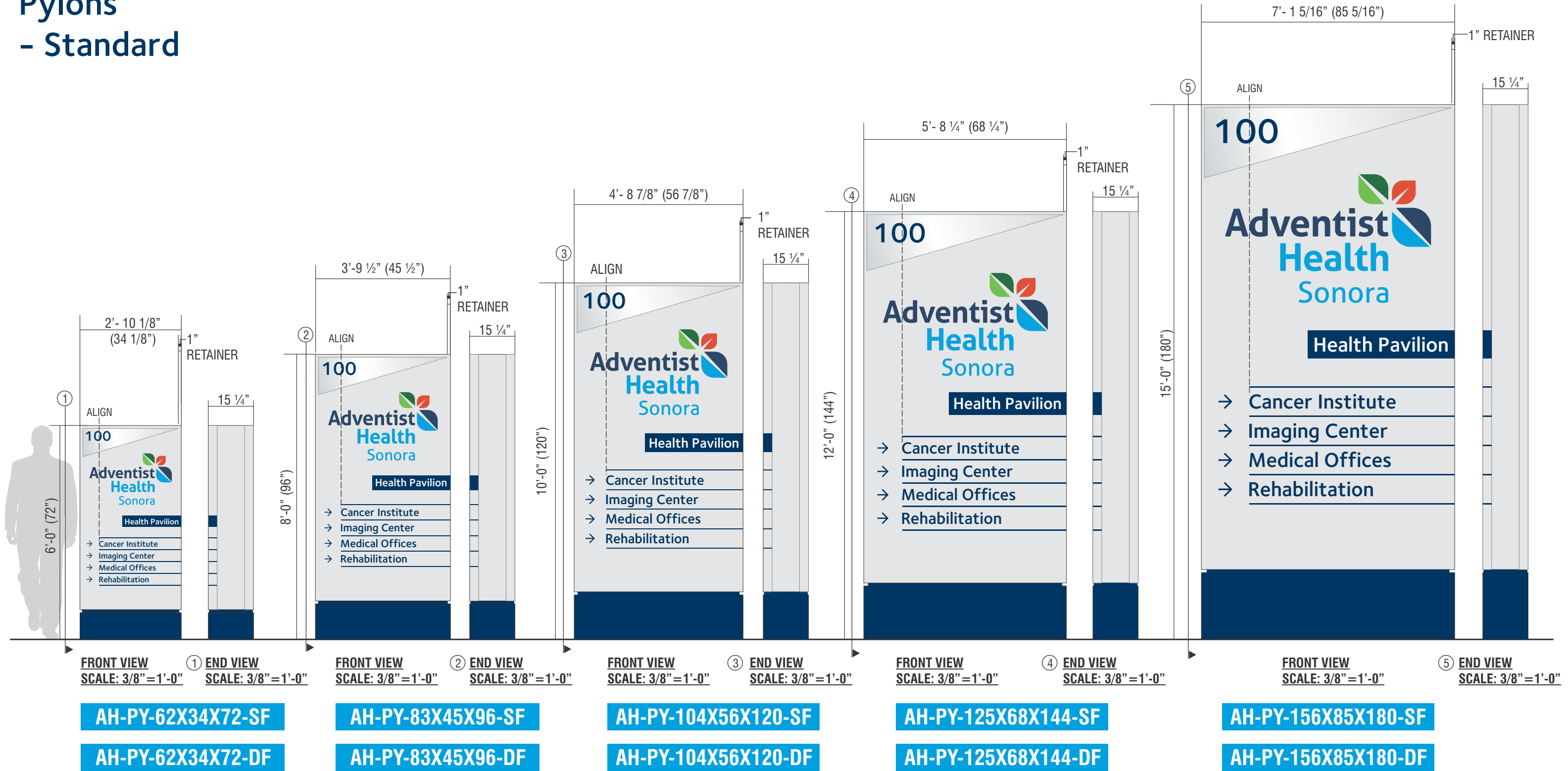


DIRECTIONAL HIGH END MONUMENT



EMERGENCY HIGH END MONUMENT

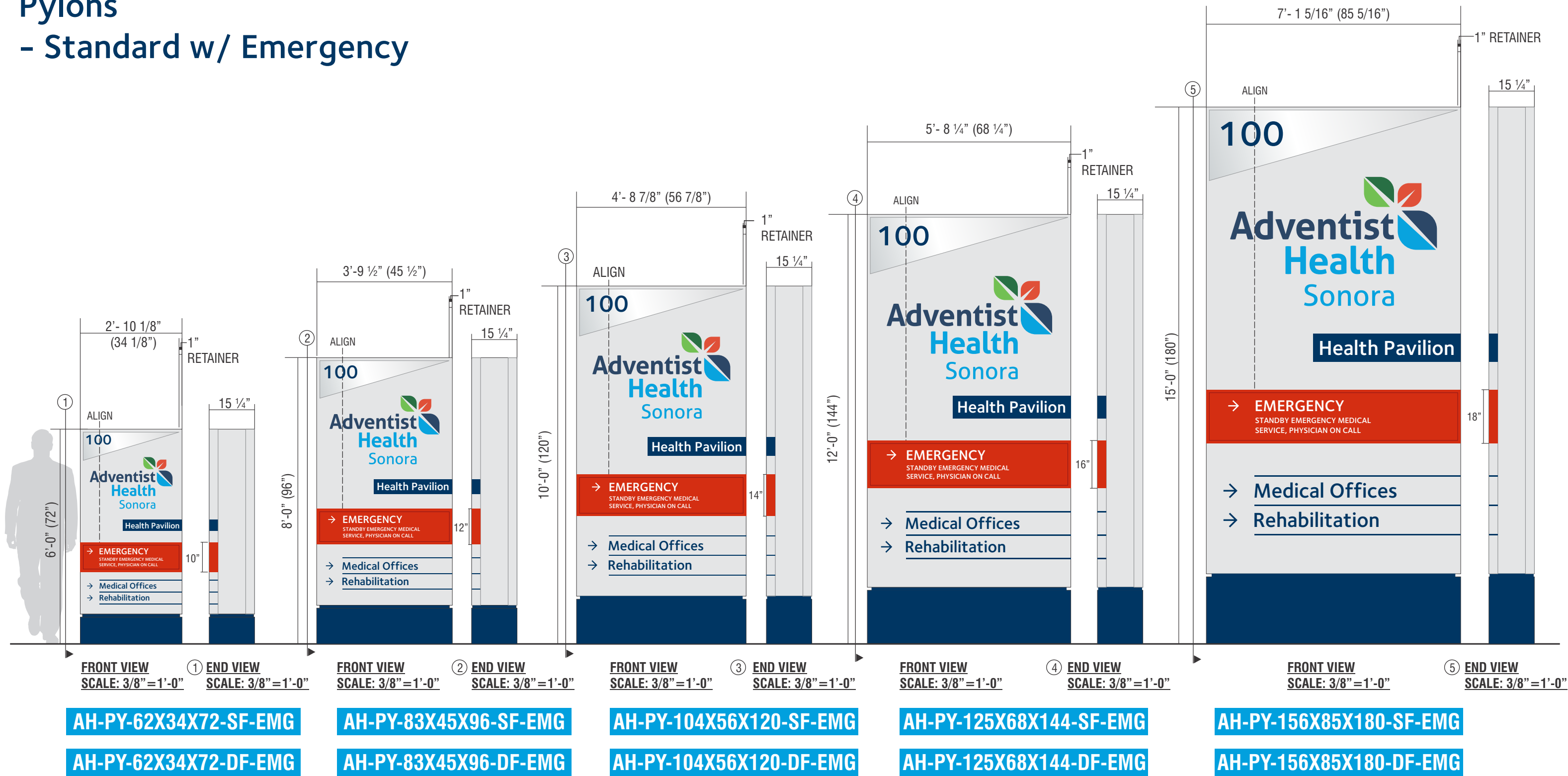
# Pylons - Standard





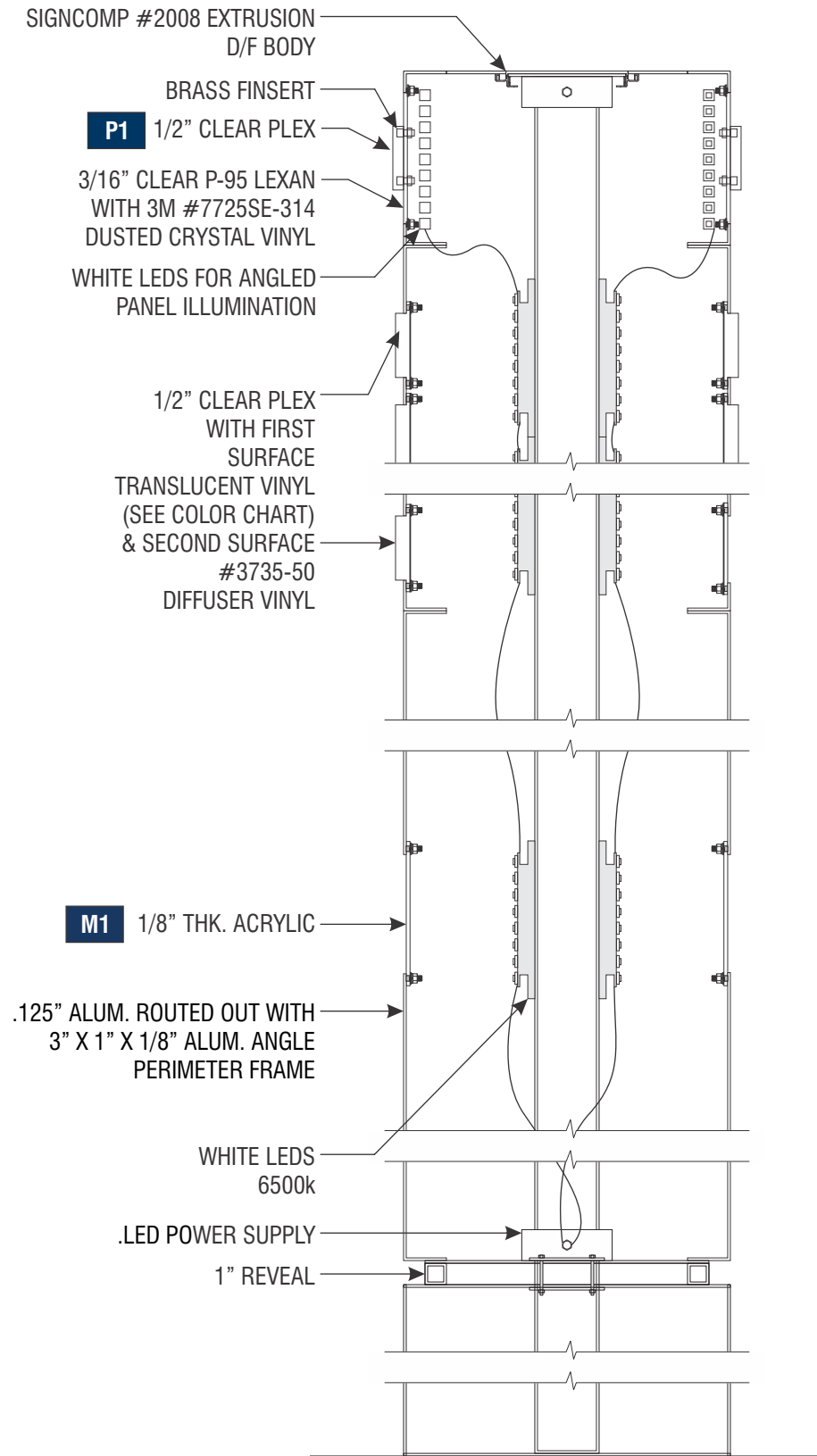
# Pylons

## - Standard w/ Emergency



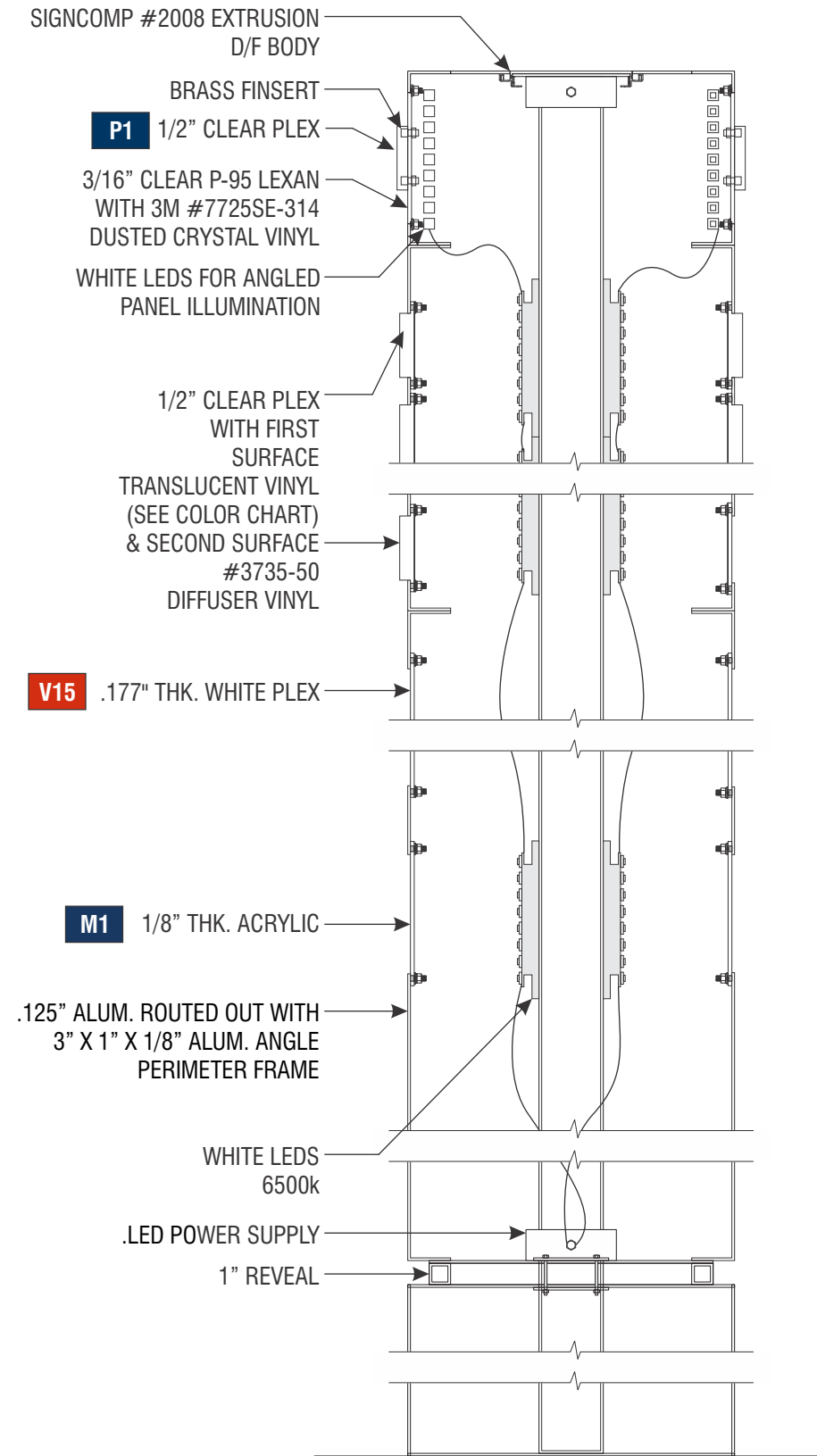
# Pylons

## - Standard Details



**A** SECTION SCALE: 1 1/2" = 1'-0"  
SEE STRUCTURAL ENGINEERING FOR FOOTING DETAILS

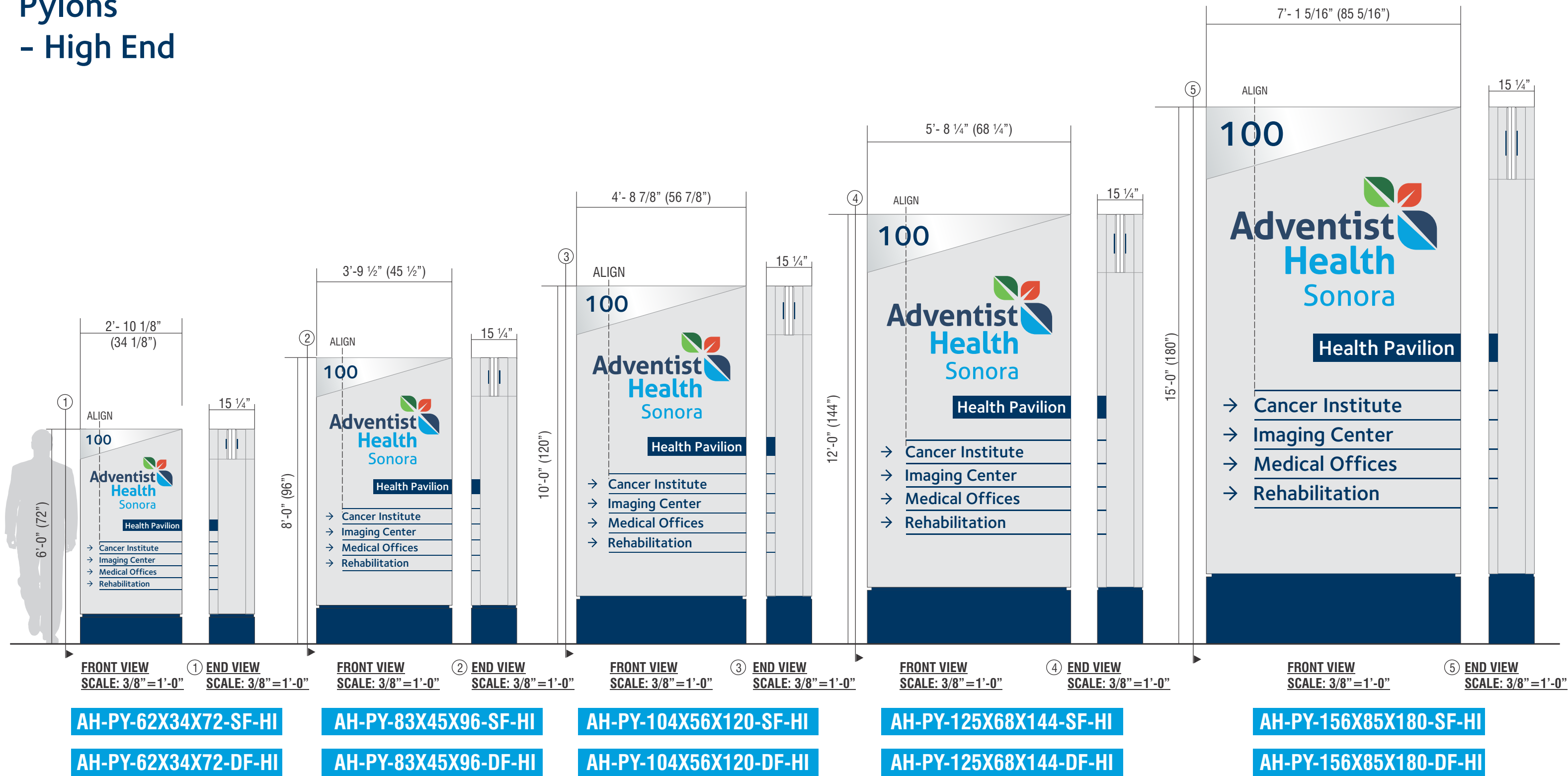
STANDARD LOW END PYLON



**B** SECTION SCALE: 1 1/2" = 1'-0"  
SEE STRUCTURAL ENGINEERING FOR FOOTING DETAILS

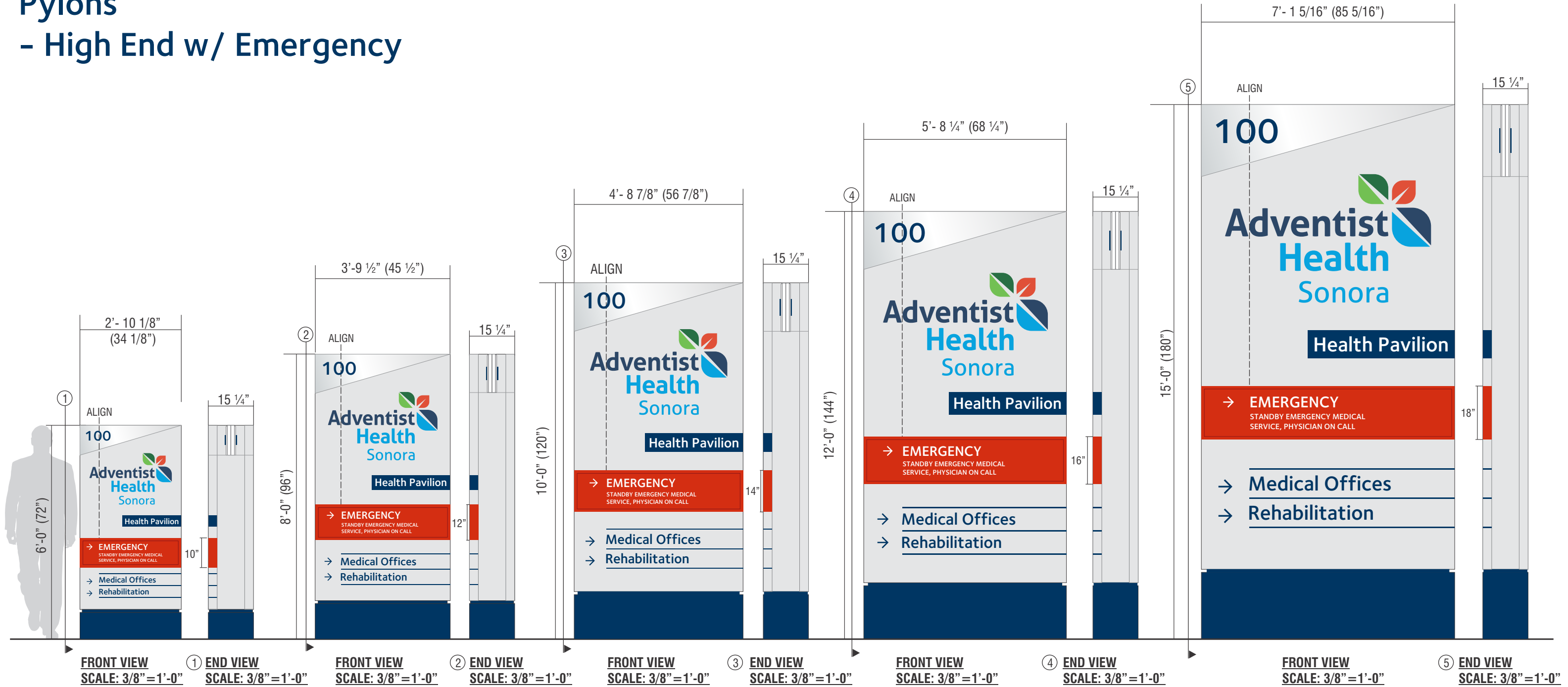
EMERGENCY LOW END PYLON

# Pylons - High End



# Pylons

## - High End w/ Emergency



AH-PY-62X34X72-SF-HI-EMG

AH-PY-83X45X96-SF-HI-EMG

AH-PY-104X56X120-SF-HI-EMG

AH-PY-125X68X144-SF-HI-EMG

AH-PY-156X85X180-SF-HI-EMG

AH-PY-62X34X72-DF-HI-EMG

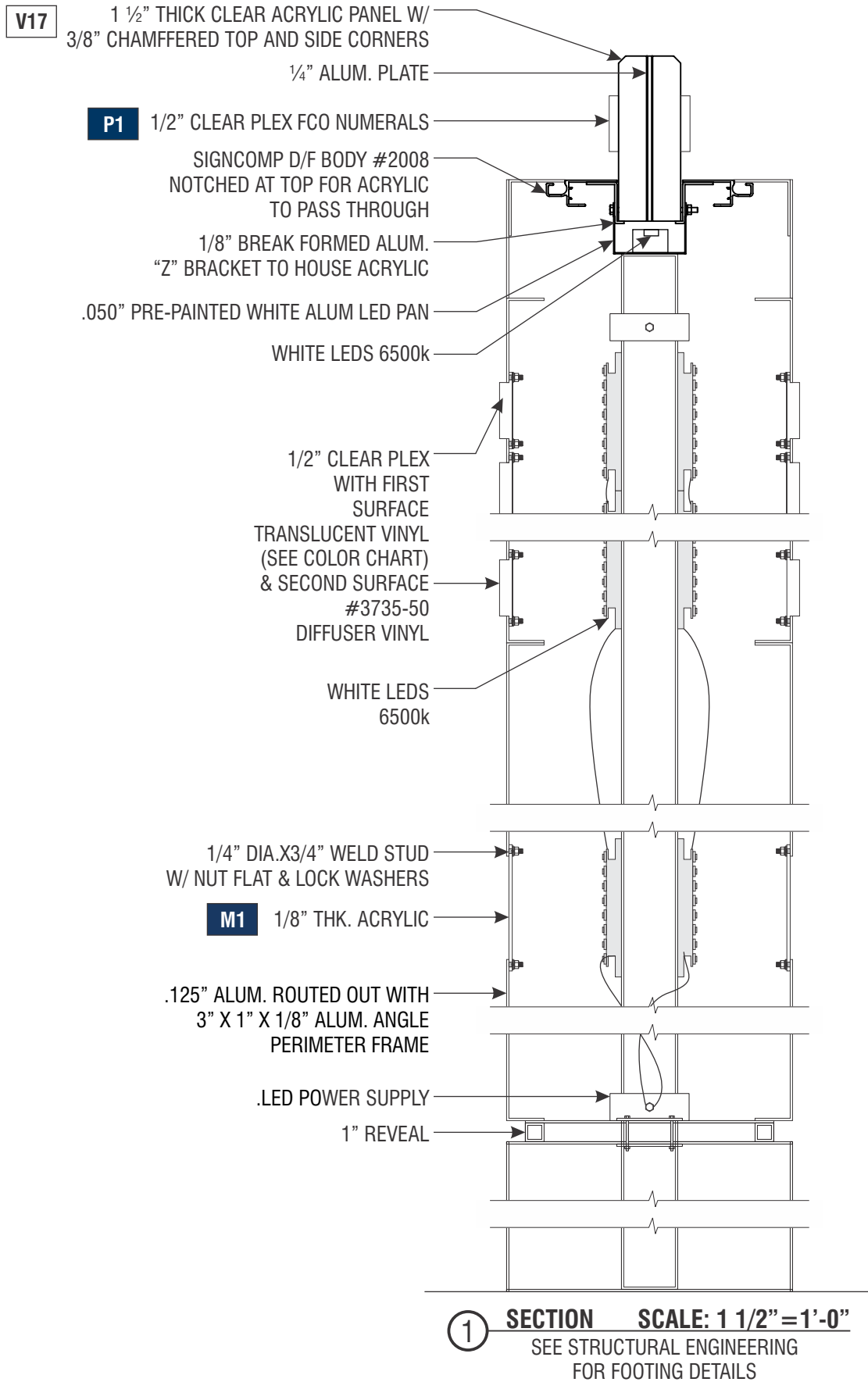
AH-PY-83X45X96-DF-HI-EMG

AH-PY-104X56X120-DF-HI-EMG

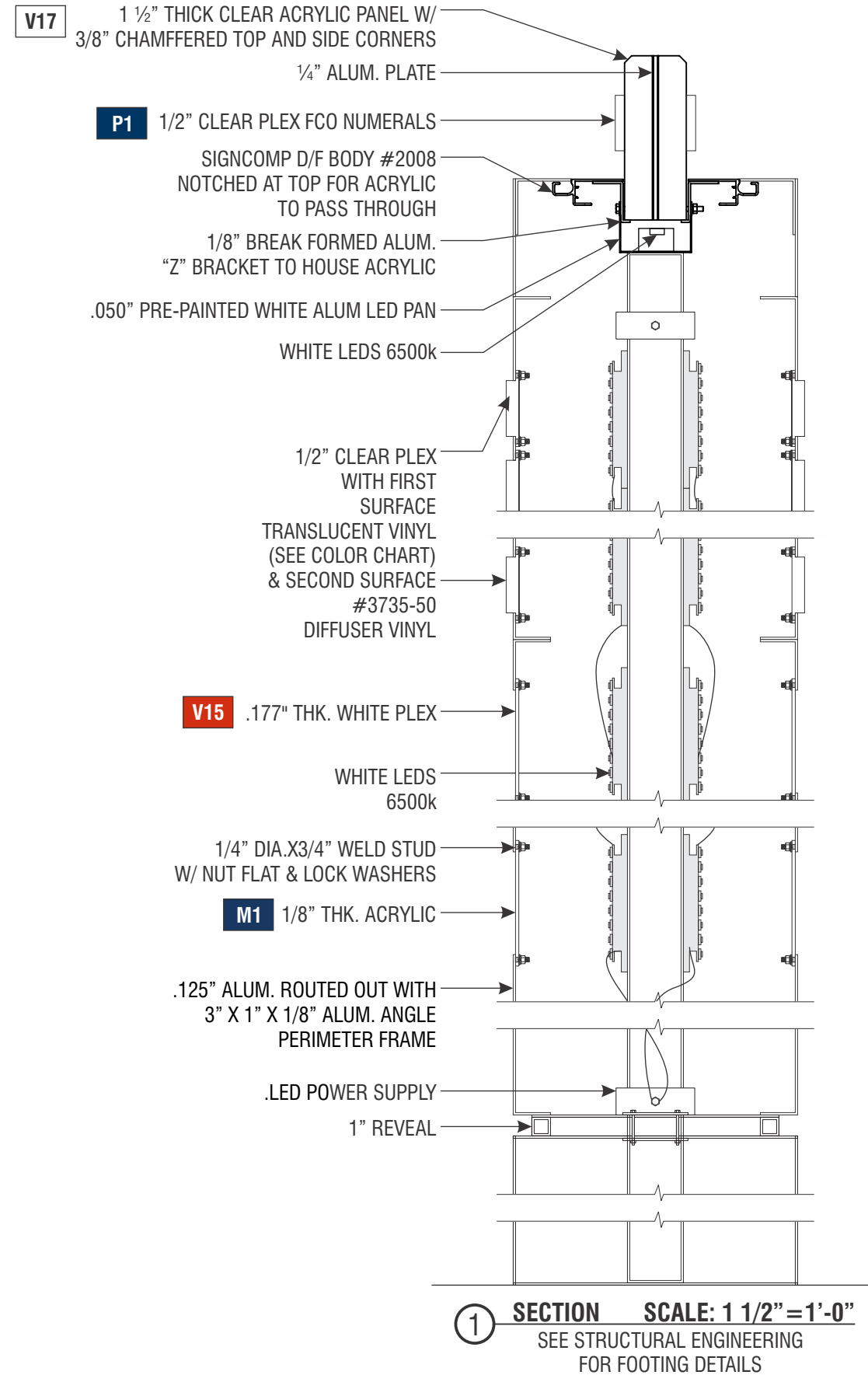
AH-PY-125X68X144-DF-HI-EMG

AH-PY-156X85X180-DF-HI-EMG

# Pylons - High End Details

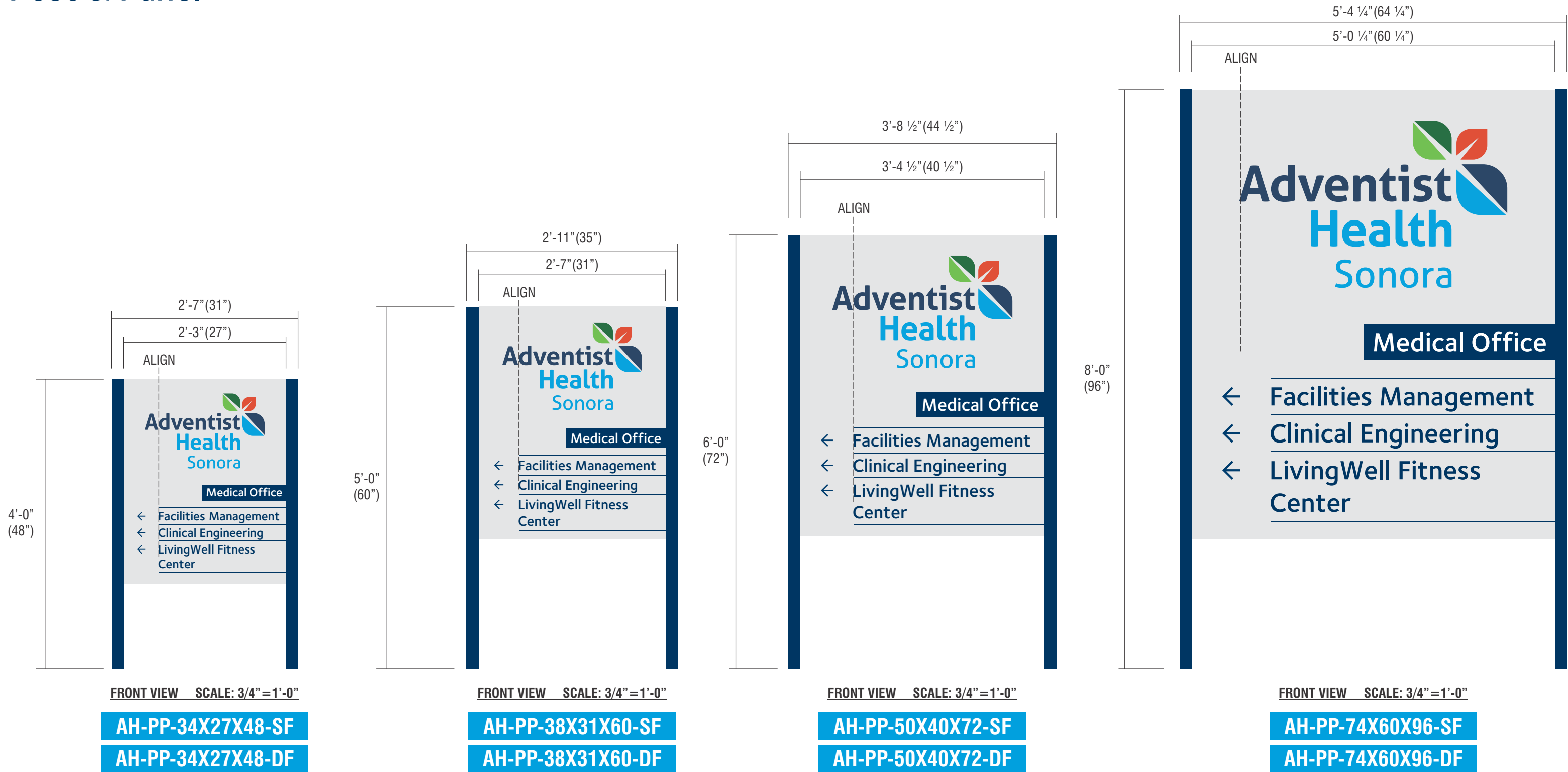


STANDARD HIGH END PYLON

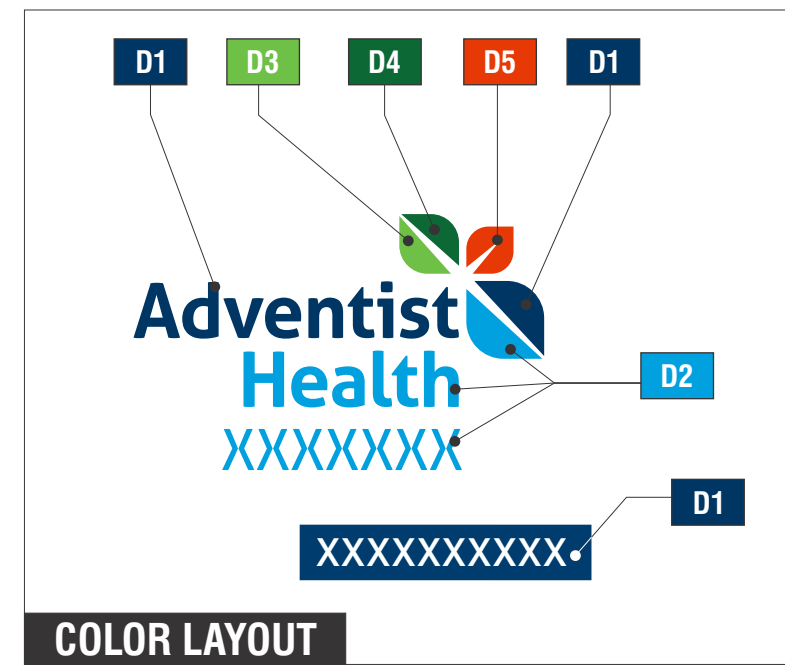
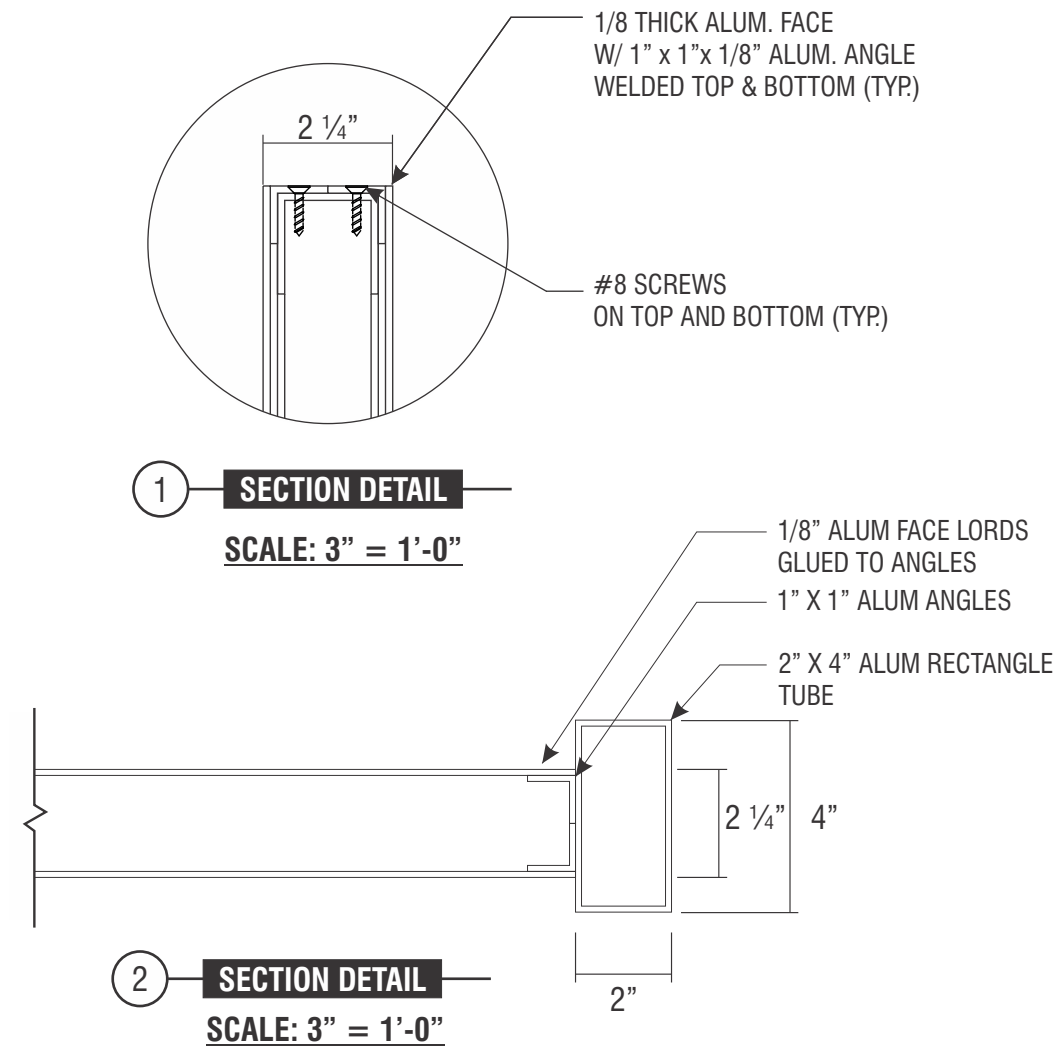
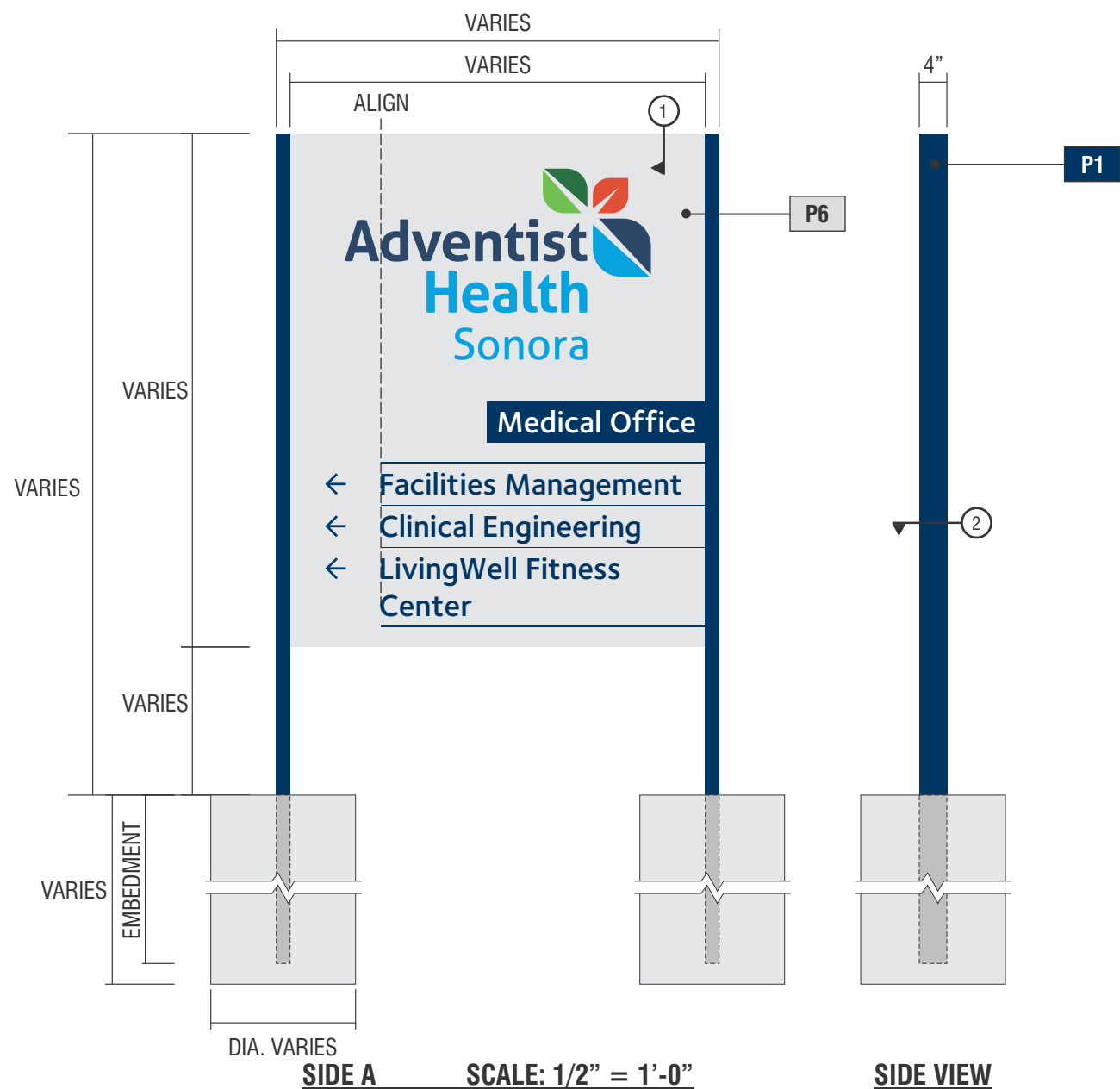


EMERGENCY HIGH END PYLON

# Post & Panel

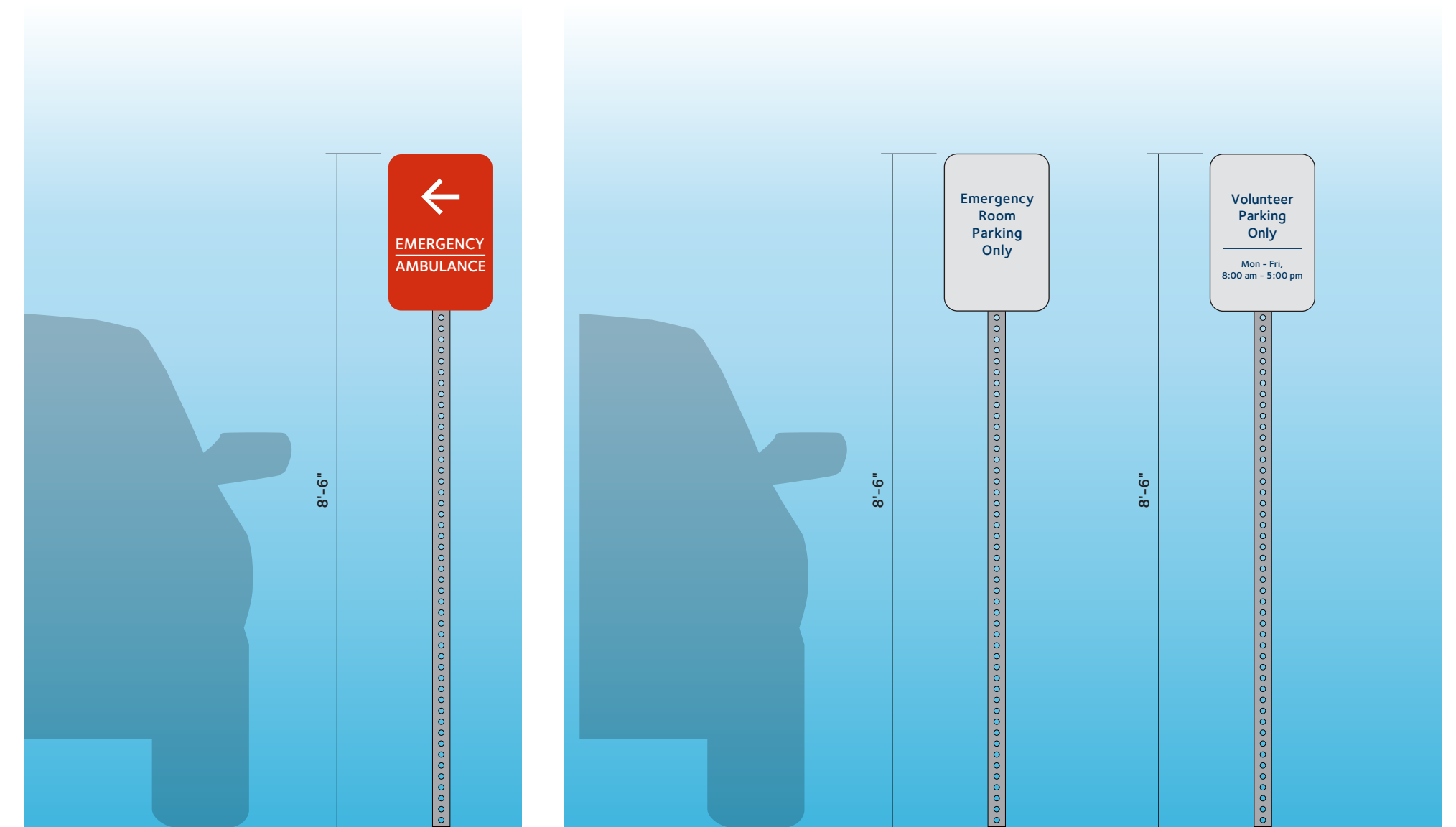


# Post & Panel Details



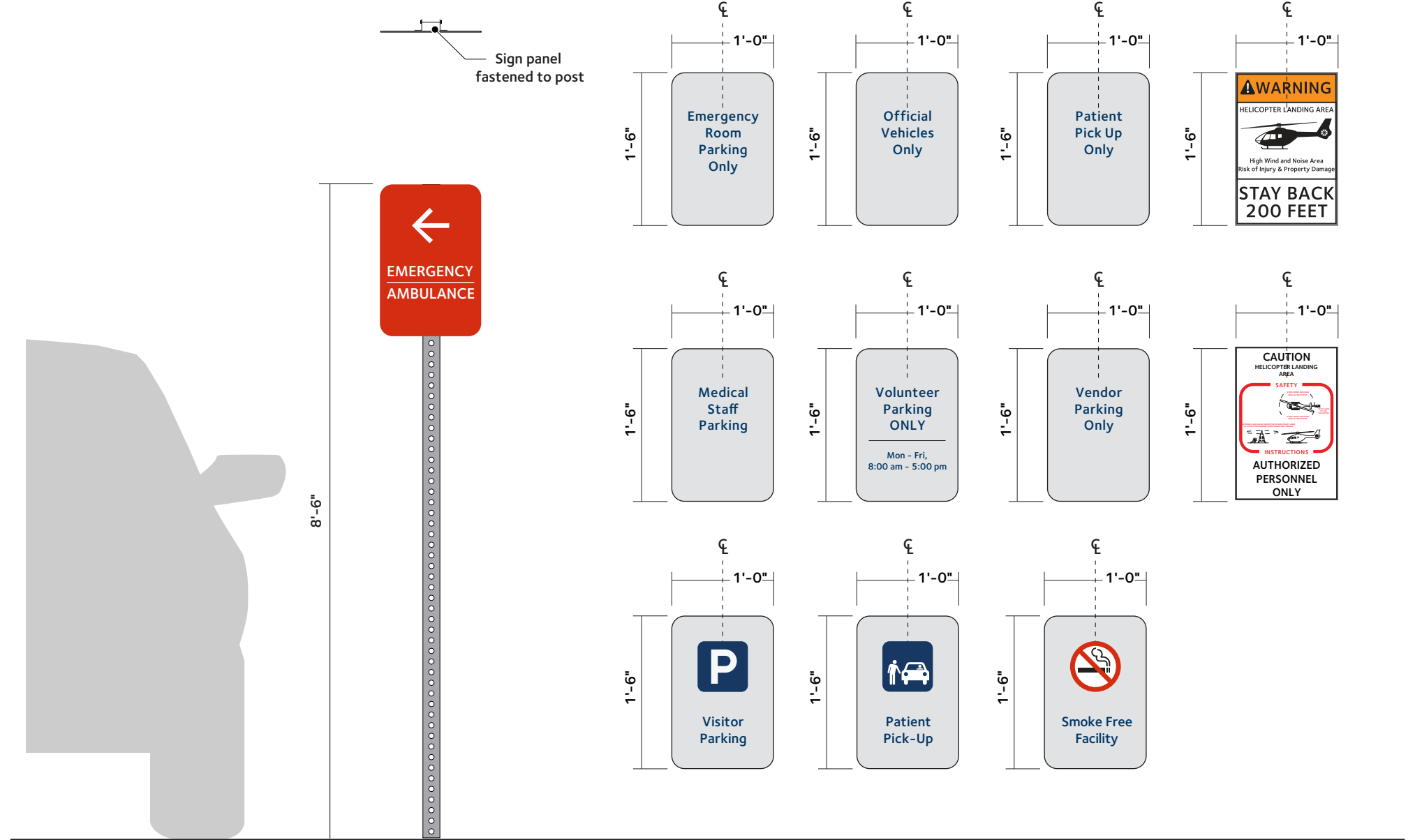
- | DIGITALLY PRINTED VINYL |                                                                                  | PAINT     |                                                                         |
|-------------------------|----------------------------------------------------------------------------------|-----------|-------------------------------------------------------------------------|
| <b>D1</b>               | DIGITALLY PRINTED VINYL TO MATCH PMS #2955C DARK BLUE WITH CLEAR SATIN LAMINATE  | <b>P1</b> | PAINTED TO MATCH PMS #2955C DARK BLUE, SATIN FINISH                     |
| <b>D2</b>               | DIGITALLY PRINTED VINYL TO MATCH PMS #299C MEDIUM BLUE WITH CLEAR SATIN LAMINATE | <b>P6</b> | PAINTED TO MATCH PANTONE P 179-2 C (Pantone+ CMYK Coated), SATIN FINISH |
| <b>D3</b>               | DIGITALLY PRINTED VINYL TO MATCH PMS #360C LIGHT GREEN WITH CLEAR SATIN LAMINATE |           |                                                                         |
| <b>D4</b>               | DIGITALLY PRINTED VINYL TO MATCH PMS #349C DARK GREEN WITH CLEAR SATIN LAMINATE  |           |                                                                         |
| <b>D5</b>               | DIGITALLY PRINTED VINYL TO MATCH PMS #1665C ORANGE WITH CLEAR SATIN LAMINATE     |           |                                                                         |

# Notification Post Signs

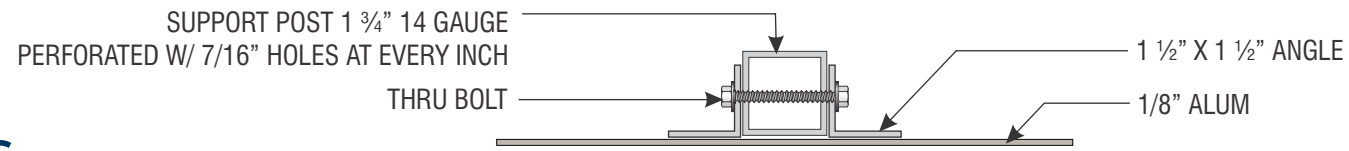




# Notification Post Signs



# Notification Post Sign Details



PLAN VIEW SCALE: 3" = 1'-0"



**SIGNTYPE AH-PNL-18X12-POLE**

**PAINT**

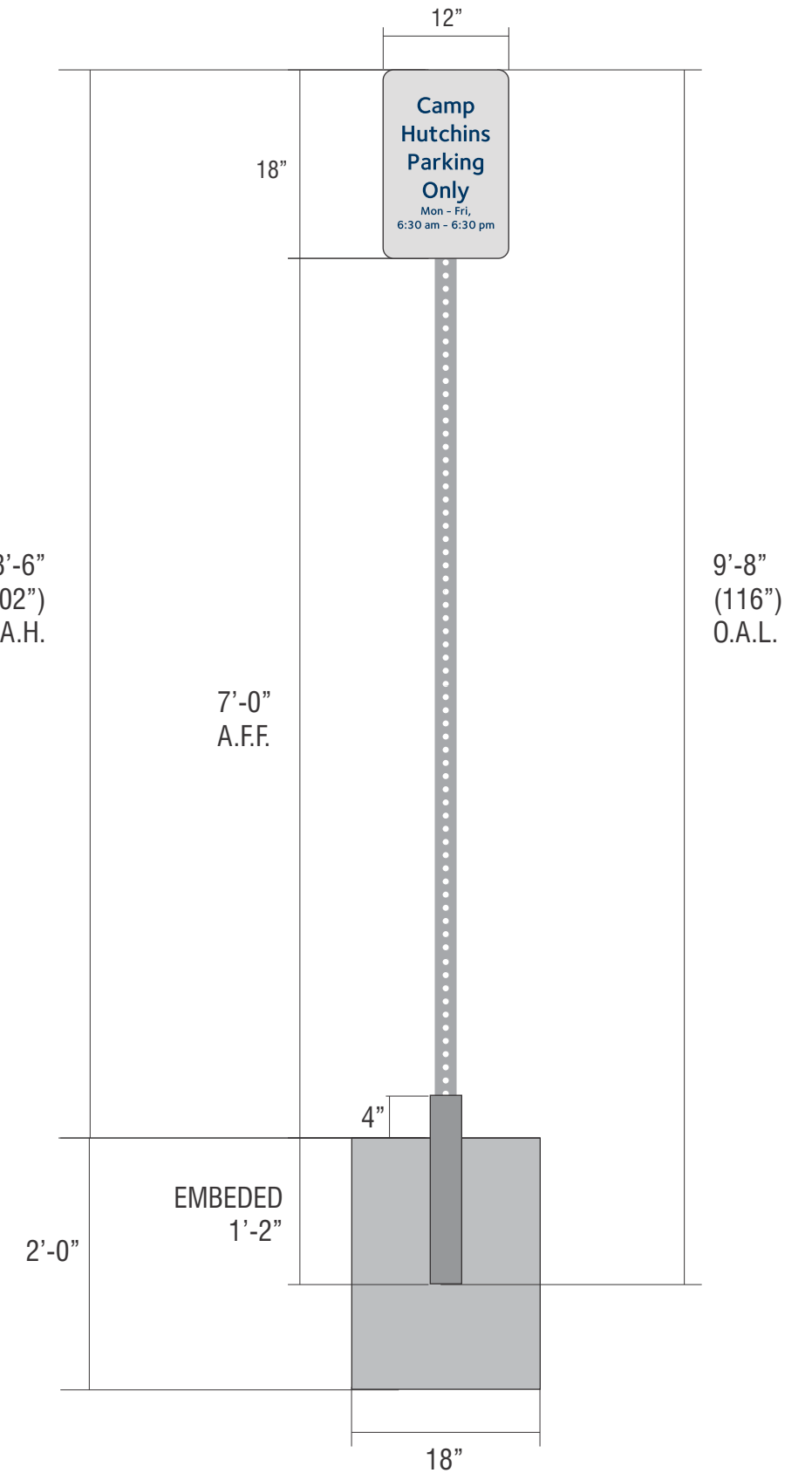
**P6** PAINTED TO MATCH PANTONE P 179-2 C (Pantone+ CMYK Coated), SATIN FINISH

**VINYL**

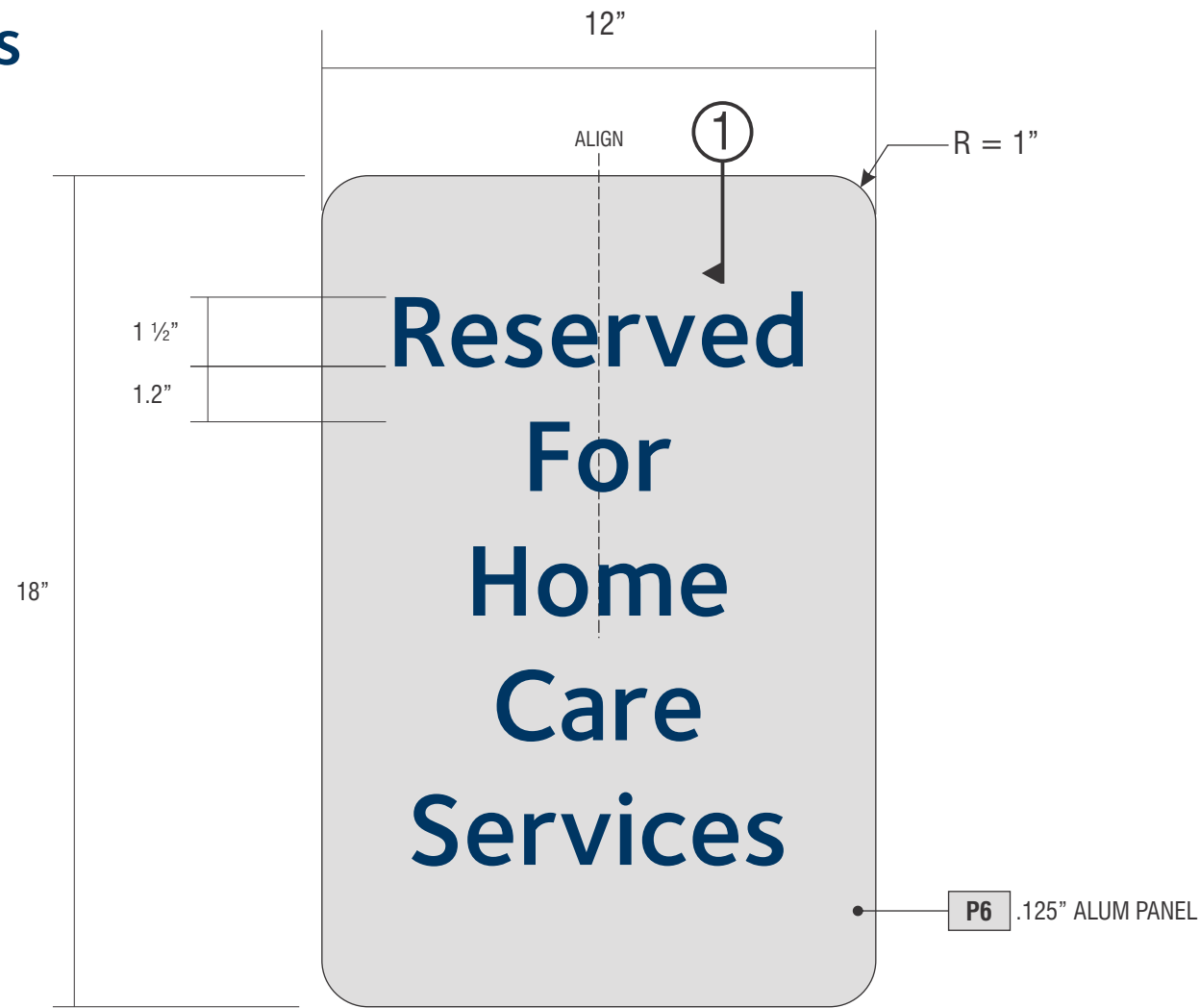
**V10** OPAQUE VINYL TO MATCH PMS #2955C DARK BLUE

**NOTES**

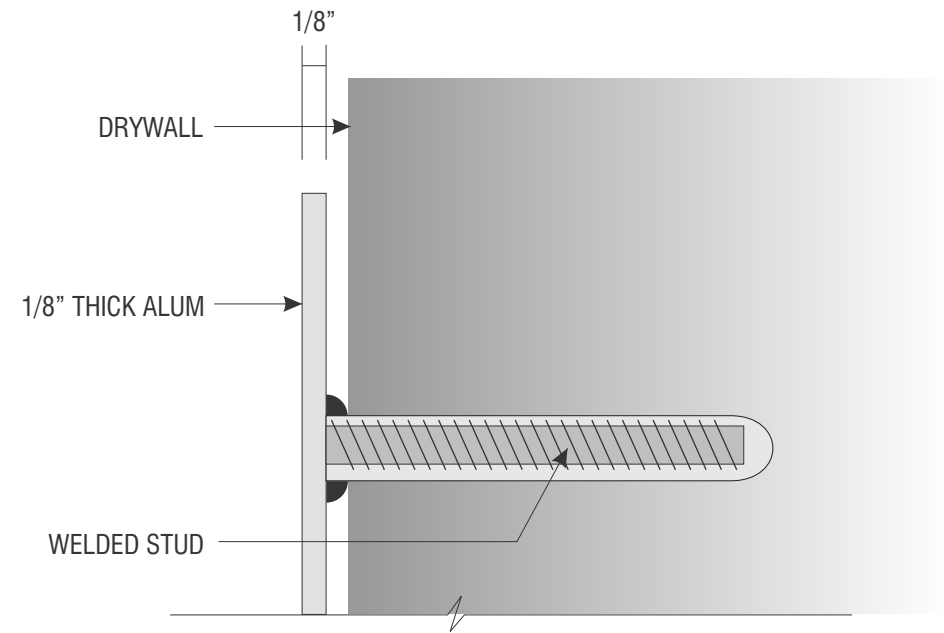
SUPPORT POST 1 3/4" 14 GAUGE PERFORATED W/ 7/16" HOLES AT EVERY INCH WITH BREAKAWAY SLEEVE



# Notification Wall Sign Details



FRONT VIEW SCALE: 3"=1'-0"



1 PARTIAL SECTION MOUNTING DETAIL  
Scale: 1:1

**SIGNTYPE** AH-PNL-18X12 **NO PAINTED BACK**

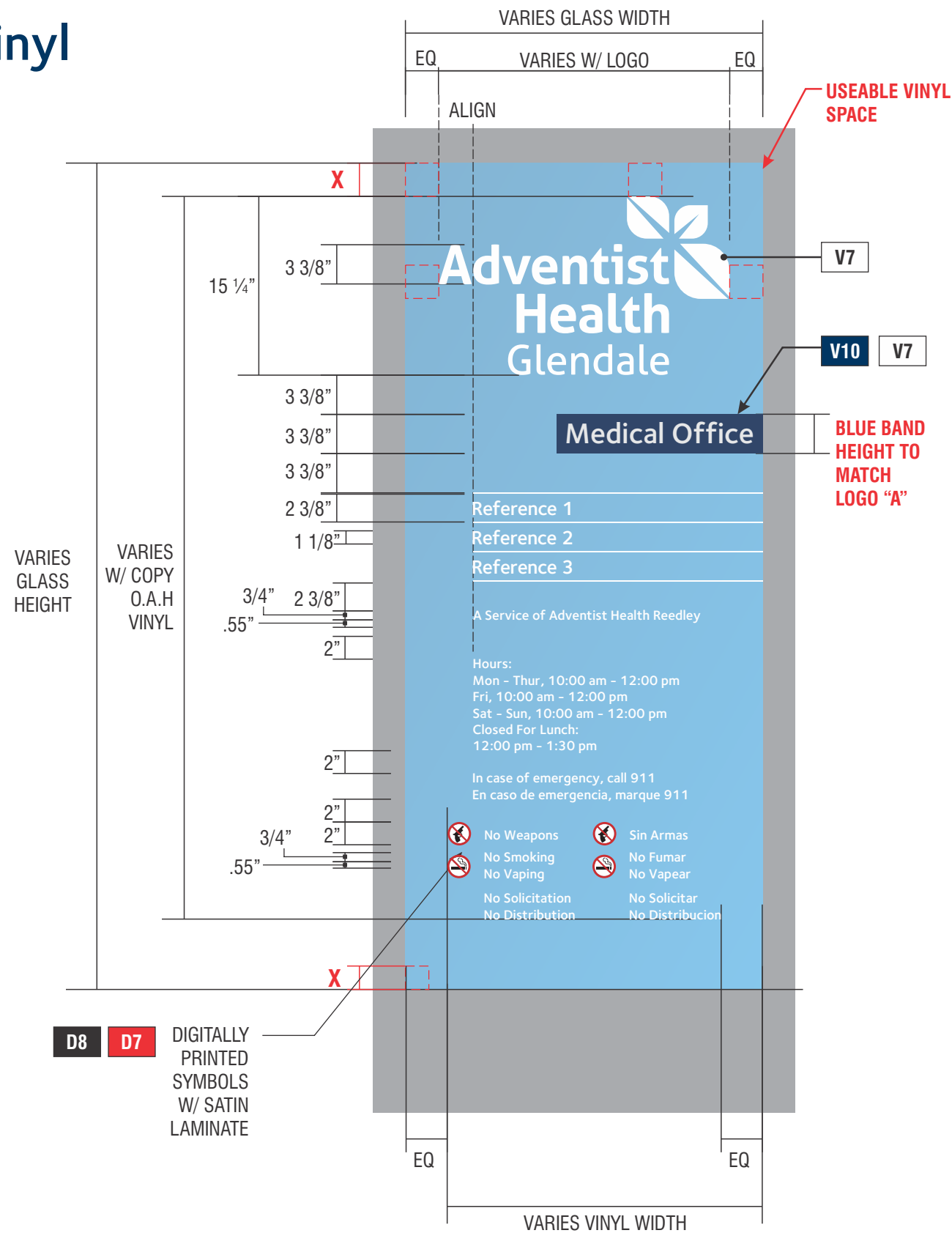
— PAINT —

— VINYL —

**P6** PAINTED TO MATCH PANTONE  
P 179-2 C (Pantone+ CMYK Coated),  
SATIN FINISH

**V10** OPAQUE VINYL TO MATCH  
PMS #2955C DARK BLUE

# Door Vinyl Layout



VINYL LAYOUT SCALE: 1" = 1' - 0"

## SIGNTYPE AH-VG-61X26

ALL VINYL TO BE APPLIED FIRST SURFACE

### VINYL

- V10** VINYL TO MATCH PMS #2955C DARK BLUE
- V7** 3M #7725-10 OPAQUE WHITE VINYL


### INK

- D7** DIGITALLY PRINTED TO MATCH PMS #485C RED WITH CLEAR SATIN LAMINATE
- D8** DIGITALLY PRINTED BLACK WITH CLEAR SATIN LAMINATE

**INSTALL INSTRUCTIONS:**  
**FOR PROPER VINYL APPLICATION THE COMPANY LOGO NEEDS TO BE CENTERED (SEE DESIGN DETAILS TO THE LEFT). PLACE VINYL TO BE RIGHT JUSTIFIED AND CUT THE EXTRA BLUE BAND AND WHITE LINES ACCORDINGLY.**

# Door Vinyl Layout

All vinyl copy is custom to the site location except for that which is specifically called out in red box.



VINYL LAYOUT SCALE: 3/4" = 1' - 0"

## SIGNTYPE AH-VG-XXXXX

ALL VINYL TO BE APPLIED FIRST SURFACE

### VINYL

- V10** VINYL TO MATCH PMS #2955C DARK BLUE
- V7** 3M #7725-10 OPAQUE WHITE VINYL

### INK

- D7** DIGITALLY PRINTED TO MATCH PMS #485C RED WITH CLEAR SATIN LAMINATE
- D8** DIGITALLY PRINTED BLACK WITH CLEAR SATIN LAMINATE

**INSTALL INSTRUCTIONS:**  
 FOR PROPER VINYL APPLICATION THE COMPANY LOGO NEEDS TO BE CENTERED (SEE DESIGN DETAILS TO THE LEFT). PLACE VINYL TO BE RIGHT JUSTIFIED AND CUT THE EXTRA BLUE BAND AND WHITE LINES ACCORDINGLY.

# Door Vinyl Layout

All vinyl copy is custom to the site location except for that which is specifically called out in red box.



## SIGNTYPE AH-VG-XXXXX

ALL VINYL TO BE APPLIED FIRST SURFACE

### VINYL

- V10** VINYL TO MATCH PMS #2955C DARK BLUE
- V7** 3M #7725-10 OPAQUE WHITE VINYL

### INK


- D7** DIGITALLY PRINTED TO MATCH PMS #485C RED WITH CLEAR SATIN LAMINATE
- D8** DIGITALLY PRINTED BLACK WITH CLEAR SATIN LAMINATE

**INSTALL INSTRUCTIONS:**  
FOR PROPER VINYL APPLICATION THE COMPANY LOGO NEEDS TO BE CENTERED (SEE DESIGN DETAILS TO THE LEFT). PLACE VINYL TO BE RIGHT JUSTIFIED AND CUT THE EXTRA BLUE BAND AND WHITE LINES ACCORDINGLY.

VINYL LAYOUT SCALE: 3/4" = 1' - 0"

# Door Vinyl Layout

All vinyl copy is custom to the site location except for that which is specifically called out in red box.



## SIGNTYPE AH-VG-XXXXX

ALL VINYL TO BE APPLIED FIRST SURFACE

### VINYL

**V10** VINYL TO MATCH  
PMS #2955C DARK BLUE

**V7** 3M #7725-10 OPAQUE  
WHITE VINYL

### INK

**D7** DIGITALLY PRINTED TO MATCH PMS #485C  
RED WITH CLEAR SATIN LAMINATE

**D8** DIGITALLY PRINTED BLACK  
WITH CLEAR SATIN LAMINATE

**INSTALL INSTRUCTIONS:**  
FOR PROPER VINYL APPLICATION THE COMPANY LOGO NEEDS TO BE CENTERED (SEE DESIGN DETAILS TO THE LEFT). PLACE VINYL TO BE RIGHT JUSTIFIED AND CUT THE EXTRA BLUE BAND AND WHITE LINES ACCORDINGLY.

Space allotted for other information.

For example:  
Baby Haven,  
Carcinogen  
information.

VINYL LAYOUT

SCALE: 3/4" = 1' - 0"

# Door Vinyl Layout



## SIGNTYPE AH-VG-XXXXX

ALL VINYL TO BE APPLIED FIRST SURFACE

### VINYL

**V10** VINYL TO MATCH  
PMS #2955C DARK BLUE

**V7** 3M #7725-10 OPAQUE  
WHITE VINYL

### INK

**D7** DIGITALLY PRINTED TO MATCH PMS #485C  
RED WITH CLEAR SATIN LAMINATE

**D8** DIGITALLY PRINTED BLACK  
WITH CLEAR SATIN LAMINATE

**INSTALL INSTRUCTIONS:**  
FOR PROPER VINYL APPLICATION THE COMPANY LOGO NEEDS TO BE CENTERED (SEE DESIGN DETAILS TO THE LEFT). PLACE VINYL TO BE RIGHT JUSTIFIED AND CUT THE EXTRA BLUE BAND AND WHITE LINES ACCORDINGLY.

6"

Space allotted for other information.

For example:  
Baby Haven,  
Carcinogen  
information.

VINYL LAYOUT

SCALE: 3/4" = 1' - 0"



# Door Vinyl Layout



## SIGNTYPE AH-VG-XXXXX

ALL VINYL TO BE APPLIED FIRST SURFACE

### VINYL

- V10** VINYL TO MATCH PMS #2955C DARK BLUE
- V7** 3M #7725-10 OPAQUE WHITE VINYL

### INK

- D7** DIGITALLY PRINTED TO MATCH PMS #485C RED WITH CLEAR SATIN LAMINATE
- D8** DIGITALLY PRINTED BLACK WITH CLEAR SATIN LAMINATE

**INSTALL INSTRUCTIONS:**  
 FOR PROPER VINYL APPLICATION THE COMPANY LOGO NEEDS TO BE CENTERED (SEE DESIGN DETAILS TO THE LEFT).  
 PLACE VINYL TO BE RIGHT JUSTIFIED AND CUT THE EXTRA BLUE BAND AND WHITE LINES ACCORDINGLY.

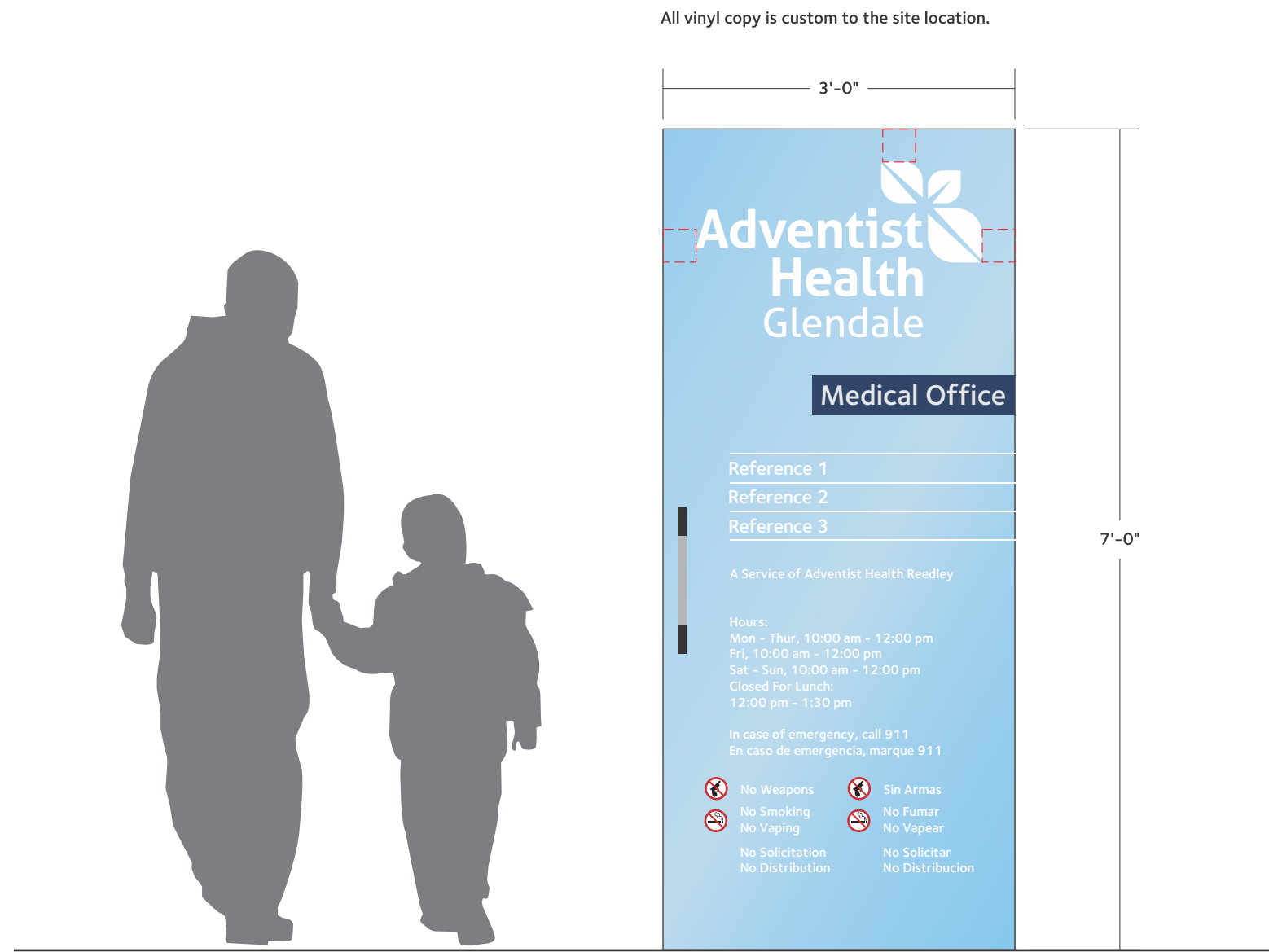
6"

Space allotted for other information.

For example:  
 Baby Haven,  
 Carcinogen  
 information.

VINYL LAYOUT SCALE: 3/4" = 1' - 0"

# Door Vinyl Layout



VINYL LAYOUT SCALE: 3/4" = 1' - 0"

## SIGNTYPE AH-VG-XXXXX

ALL VINYL TO BE APPLIED FIRST SURFACE

### VINYL

- V10** VINYL TO MATCH  
PMS #2955C DARK BLUE
- V7** 3M #7725-10 OPAQUE  
WHITE VINYL

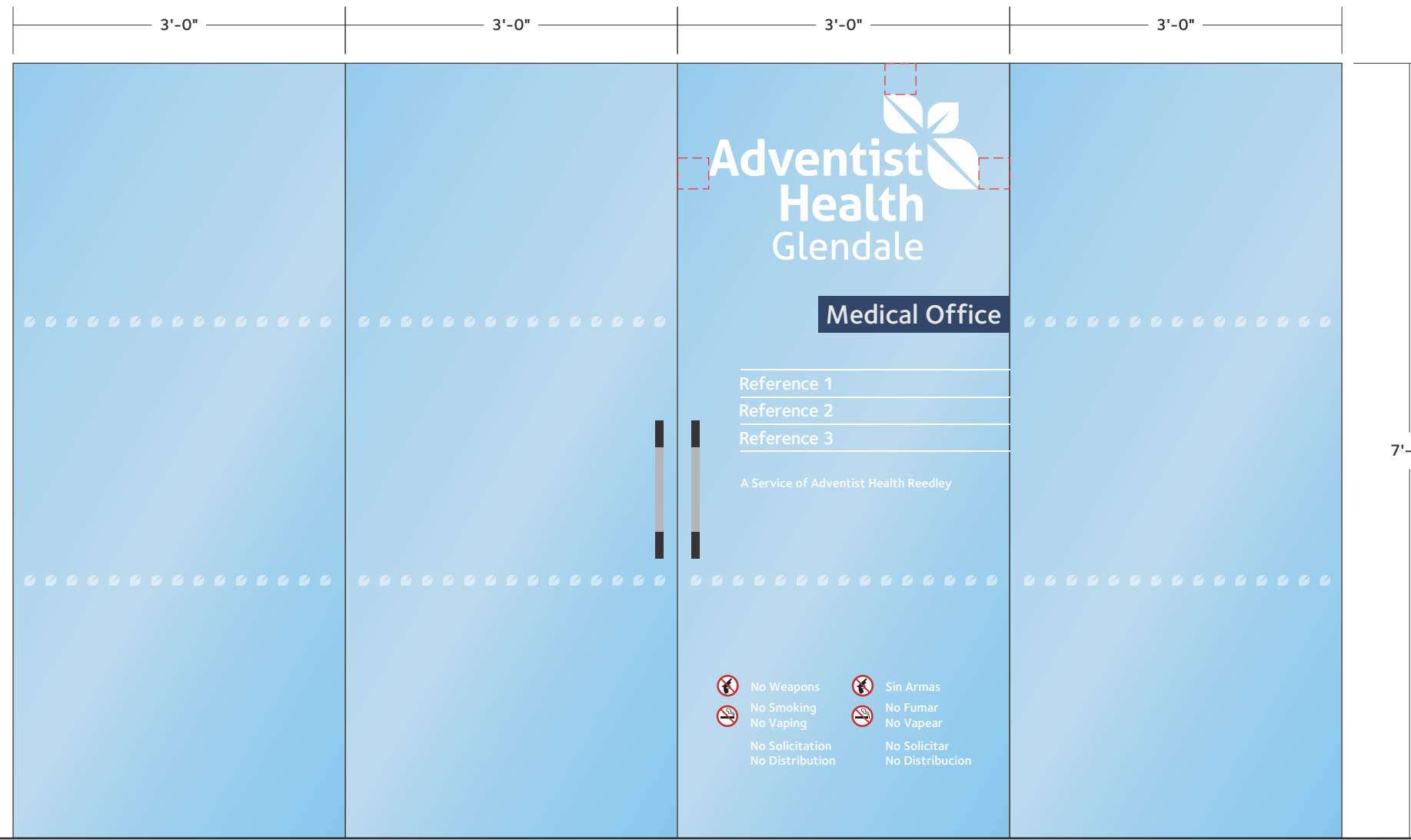
### INK

- D7** DIGITALLY PRINTED TO MATCH PMS #485C  
RED WITH CLEAR SATIN LAMINATE
- D8** DIGITALLY PRINTED BLACK  
WITH CLEAR SATIN LAMINATE

**INSTALL INSTRUCTIONS:**  
FOR PROPER VINYL APPLICATION THE COMPANY LOGO NEEDS TO BE CENTERED (SEE DESIGN DETAILS TO THE LEFT). PLACE VINYL TO BE RIGHT JUSTIFIED AND CUT THE EXTRA BLUE BAND AND WHITE LINES ACCORDINGLY.

# Door Vinyl Layout

All vinyl copy is custom to the site location.



## SIGNTYPE AH-VG-XXXXX

ALL VINYL TO BE APPLIED FIRST SURFACE

### VINYL

**V10** VINYL TO MATCH  
PMS #2955C DARK BLUE

**V7** 3M #7725-10 OPAQUE  
WHITE VINYL

### INK

**D7** DIGITALLY PRINTED TO MATCH PMS #485C  
RED WITH CLEAR SATIN LAMINATE

**D8** DIGITALLY PRINTED BLACK  
WITH CLEAR SATIN LAMINATE

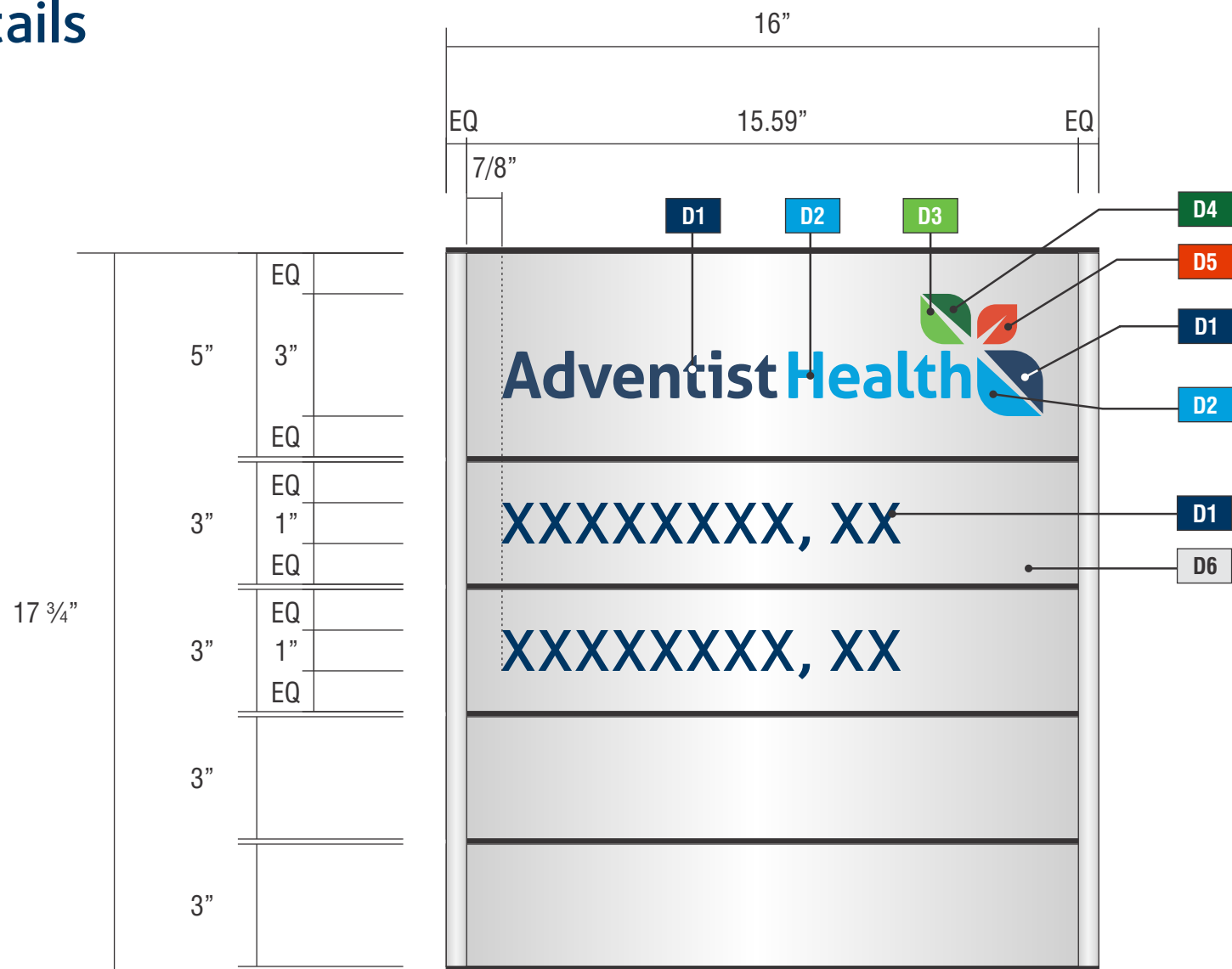
**INSTALL INSTRUCTIONS:**  
FOR PROPER VINYL APPLICATION THE COMPANY LOGO NEEDS TO BE CENTERED (SEE DESIGN DETAILS TO THE LEFT). PLACE VINYL TO BE RIGHT JUSTIFIED AND CUT THE EXTRA BLUE BAND AND WHITE LINES ACCORDINGLY.

VINYL LAYOUT

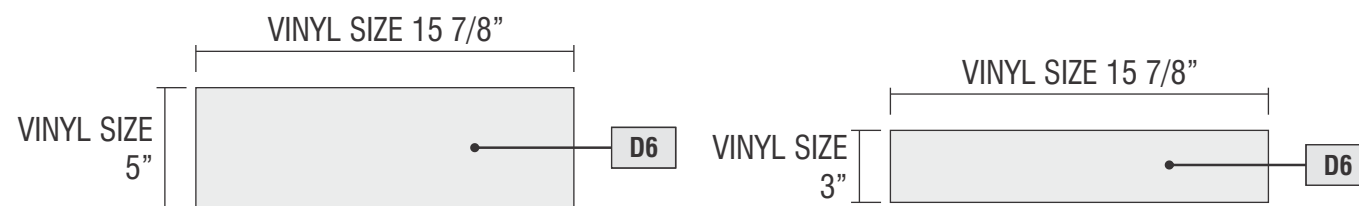
SCALE: 3/4" = 1' - 0"

# Slot System W/ Logo Details

## SIGNTYPE AH-SIGNTECH SLOT-17X16



VINYL LAYOUT SCALE: 3" = 1' - 0"



**VINYL**

V6 OPAQUE ORACAL #751-109  
HULL WHITE  
(APPLIED SECOND SURFACE)

**DIGITALLY PRINTED VINYL**

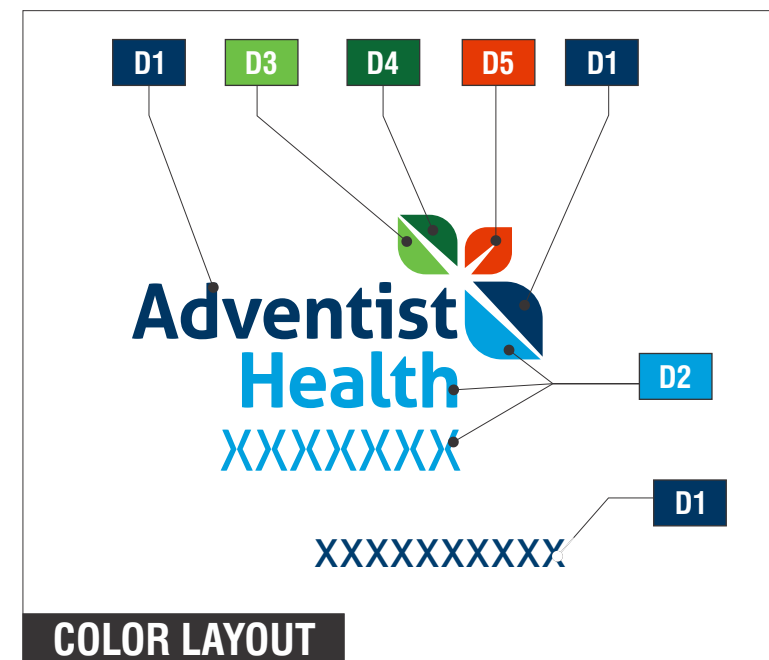
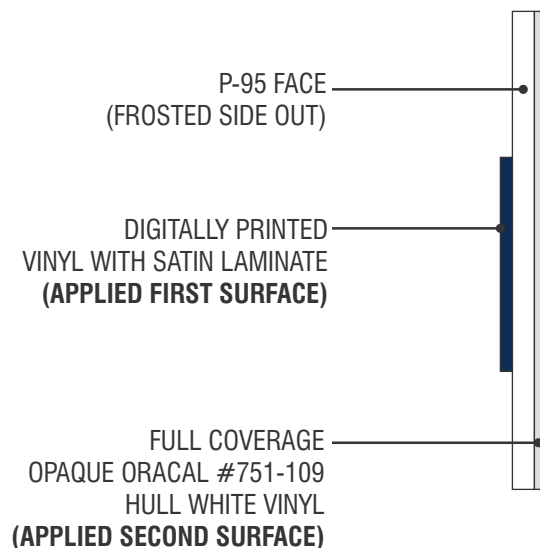
D1 DIGITALLY PRINTED VINYL TO MATCH PMS #2955C  
DARK BLUE WITH CLEAR SATIN LAMINATE  
(APPLIED FIRST SURFACE)

D2 DIGITALLY PRINTED VINYL TO MATCH PMS #299C  
MEDIUM BLUE WITH CLEAR SATIN LAMINATE  
(APPLIED FIRST SURFACE)

D3 DIGITALLY PRINTED VINYL TO MATCH PMS #360C  
LIGHT GREEN WITH CLEAR SATIN LAMINATE  
(APPLIED FIRST SURFACE)

D4 DIGITALLY PRINTED VINYL TO MATCH PMS #349C  
DARK GREEN WITH CLEAR SATIN LAMINATE  
(APPLIED FIRST SURFACE)

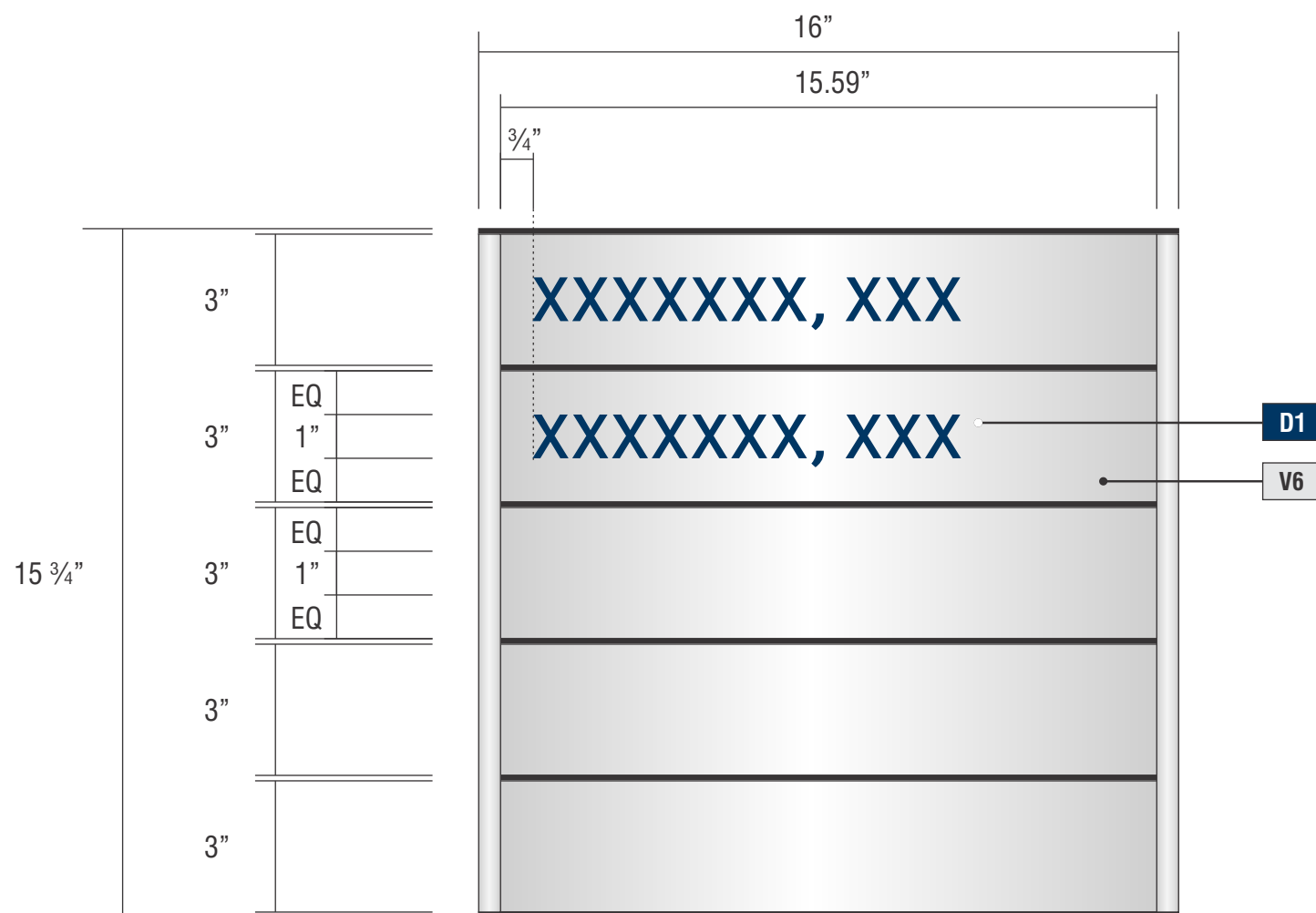
D5 DIGITALLY PRINTED VINYL TO MATCH PMS #1665C  
ORANGE WITH CLEAR SATIN LAMINATE  
(APPLIED FIRST SURFACE)



COLOR LAYOUT

# Slot System Details

## SIGNTYPE AH-SIGNTECH SLOT-15X16



VINYL LAYOUT SCALE: 3" = 1' - 0"

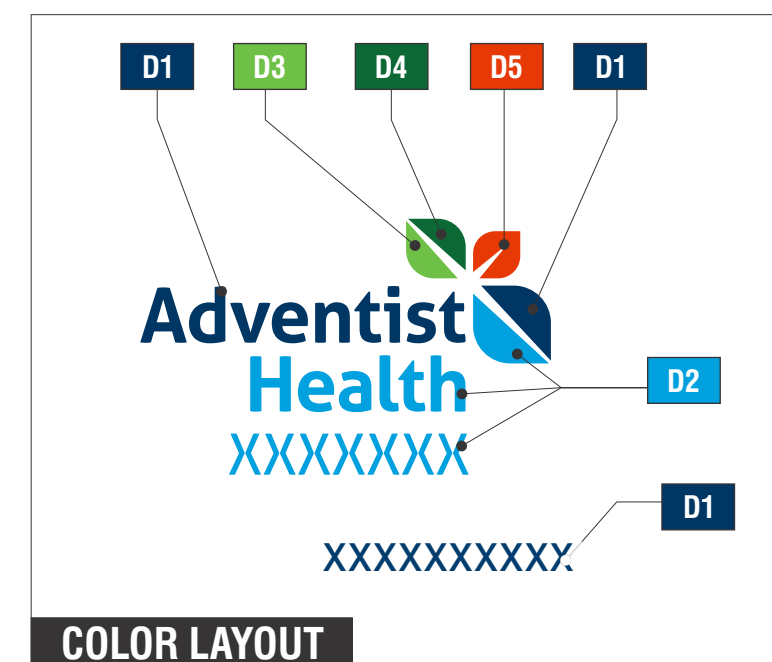
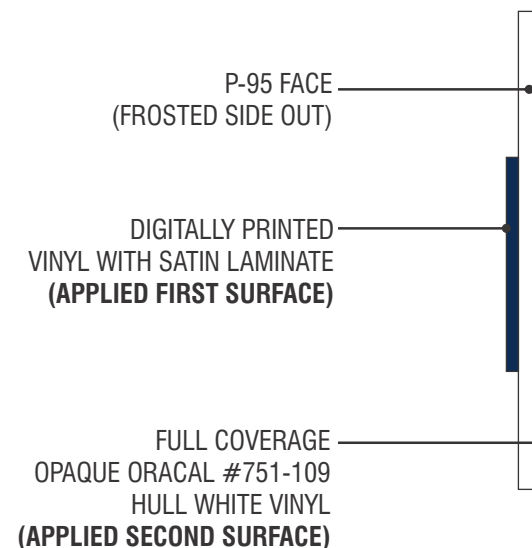


### VINYL

V6 OPAQUE ORACAL #751-109  
HULL WHITE  
(APPLIED SECOND SURFACE)

### DIGITALLY PRINTED VINYL

- D1 DIGITALLY PRINTED VINYL TO MATCH PMS #2955C  
DARK BLUE WITH CLEAR SATIN LAMINATE  
(APPLIED FIRST SURFACE)
- D2 DIGITALLY PRINTED VINYL TO MATCH PMS #299C  
MEDIUM BLUE WITH CLEAR SATIN LAMINATE  
(APPLIED FIRST SURFACE)
- D3 DIGITALLY PRINTED VINYL TO MATCH PMS #360C  
LIGHT GREEN WITH CLEAR SATIN LAMINATE  
(APPLIED FIRST SURFACE)
- D4 DIGITALLY PRINTED VINYL TO MATCH PMS #349C  
DARK GREEN WITH CLEAR SATIN LAMINATE  
(APPLIED FIRST SURFACE)
- D5 DIGITALLY PRINTED VINYL TO MATCH PMS #1665C  
ORANGE WITH CLEAR SATIN LAMINATE  
(APPLIED FIRST SURFACE)



# Material Specifications

## VINYL

- V1** TRANSLUCENT VINYL TO MATCH PMS #2955C DARK BLUE
- V2** TRANSLUCENT VINYL TO MATCH PMS #299C MEDIUM BLUE
- V3** TRANSLUCENT VINYL TO MATCH PMS #360C LIGHT GREEN
- V4** TRANSLUCENT VINYL TO MATCH PMS #349C DARK GREEN
- V5** TRANSLUCENT VINYL TO MATCH PMS #1665C ORANGE
- V6** OPAQUE VINYL TO MATCH PANTONE P 179-2 C (Pantone+ CMYK Coated)
- V7** 3M #7725-10 OPAQUE WHITE VINYL
- V8** TRANSLUCENT 3M #3630-20 WHITE
- V9** 3M BLOCKOUT FILM WHITE MATTE #3635-20B
- V10** OPAQUE VINYL TO MATCH PMS #2955C DARK BLUE
- V11** OPAQUE VINYL TO MATCH PMS #299C MEDIUM BLUE
- V12** OPAQUE VINYL TO MATCH PMS #360C LIGHT GREEN
- V13** OPAQUE VINYL TO MATCH PMS #349C DARK GREEN
- V14** OPAQUE VINYL TO MATCH PMS #1665C ORANGE
- V15** 3M #3630-33 RED VINYL WITH MATTE LAMINATE OVERLAY
- V16** 3M ENVISION #3735-50 DIFFUSER VINYL (SECOND SURFACE)
- V17** ORACAL #751-109 HULL WHITE, WHITE OPAQUE VINYL (SECOND SURFACE)

## PAINT

- P1** PAINTED TO MATCH PMS #2955C DARK BLUE, SATIN FINISH
- P2** PAINTED TO MATCH PMS #299C MEDIUM BLUE, SATIN FINISH
- P3** PAINTED TO MATCH PMS #360C LIGHT GREEN, SATIN FINISH
- P4** PAINTED TO MATCH PMS #349C DARK GREEN, SATIN FINISH
- P5** PAINTED TO MATCH PMS #1665C ORANGE, SATIN FINISH
- P6** PAINTED TO MATCH PANTONE P 179-2 C (Pantone+ CMYK Coated), SATIN FINISH
- P9** PAINTED MATTHEWS BRUSHED ALUMINUM (1/4" STANDOFFS)
- P10** PAINTED MATTHEWS SATIN WHITE
- P11** PAINTED TO MATCH PMS #485 RED, SATIN FINISH

## INK

- D1** DIGITALLY PRINTED TO MATCH PMS #2955C DARK BLUE WITH CLEAR SATIN LAMINATE
- D2** DIGITALLY PRINTED TO MATCH PMS #299C MEDIUM BLUE WITH CLEAR SATIN LAMINATE
- D3** DIGITALLY PRINTED TO MATCH PMS #360C LIGHT GREEN WITH CLEAR SATIN LAMINATE
- D4** DIGITALLY PRINTED TO MATCH PMS #349C DARK GREEN WITH CLEAR SATIN LAMINATE
- D5** DIGITALLY PRINTED TO MATCH PMS #1665C ORANGE WITH CLEAR SATIN LAMINATE
- D6** DIGITALLY PRINTED TO MATCH PANTONE P 179-2 C (Pantone+ CMYK Coated)
- D7** DIGITALLY PRINTED TO MATCH PMS #485C RED WITH CLEAR SATIN LAMINATE
- D8** DIGITALLY PRINTED BLACK WITH CLEAR SATIN LAMINATE
- D9** DIGITALLY PRINTED DARK GREEN CMYK C90, M100, Y100, K12 WITH CLEAR SATIN LAMINATE

## MATERIAL

- M1** 1/8" THICK BLUE BITRO DULITE DAY-NIGHT ACRYLIC
- M2** #4 FINISH HORIZONTAL GRAIN BRUSHED ALUMINUM